



sanycces

2024 Collection

Faucets

Grifería

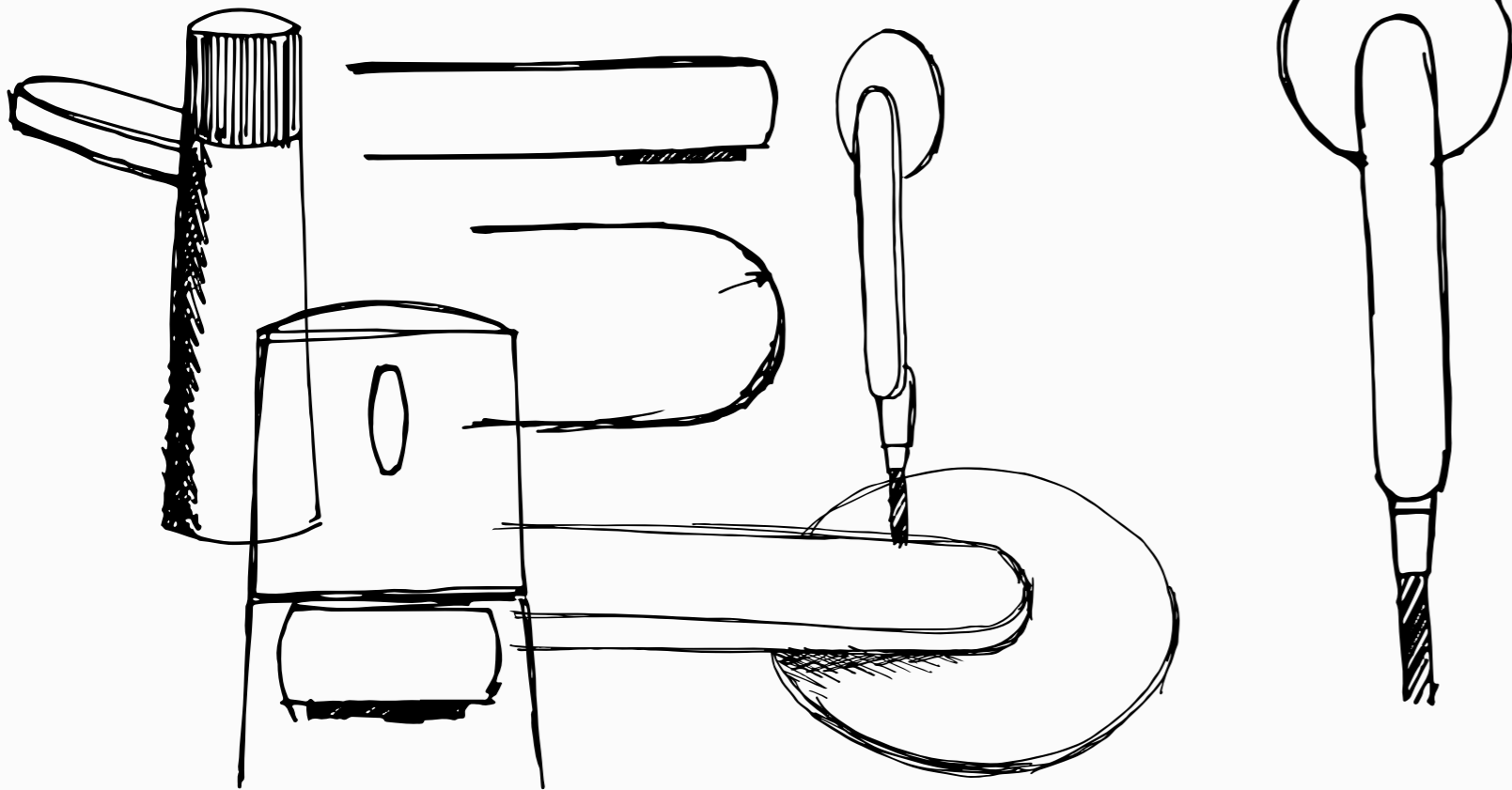

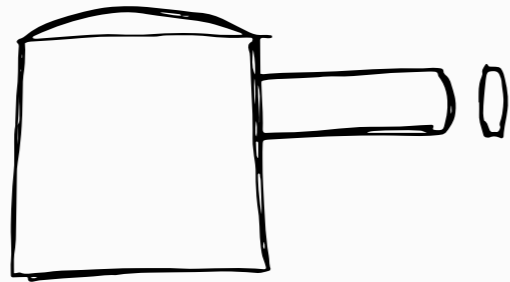


Robinetteries

sanycces

faucets collection

Index

	p.
Intro	2
Products	
Dedal	20
Loop / Loop K	74
Cubo	184
Air	230
Shower accessories	253
Kitchen faucets	305
Bath Accessories	267
Showroom displays	311
Spare parts	323
Certificates	343
Warranty	347



sanycces

Sanycces es una empresa que diseña, fabrica y vende equipamiento para el baño cuidando aspectos estéticos, prácticos y de sostenibilidad.


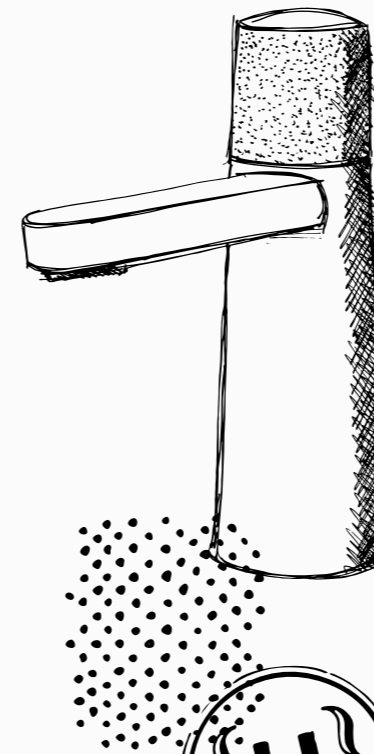
Con la vista puesta en el futuro nuestro equipo de diseño interno se apoya en diseñadores emergentes y consolidados para idear nuevas soluciones para el baño.

Sanycces is a company that designs, manufactures and sells bathroom equipment with a focus on aesthetics, practicality and sustainability.

With an eye to the future, our in-house design team relies on emerging and established designers to come up with new solutions for the bathroom.

Sanycces est une entreprise qui conçoit, fabrique et vend des équipements de salle de bains en mettant l'accent sur l'esthétique, la praticité et la durabilité.

Tournée vers l'avenir, notre équipe de design interne s'appuie sur des designers émergents ou confirmés pour proposer de nouvelles solutions pour la salle de bains.



estudi{H}ac

En 2003, José Manuel Ferrero, fundó estudi{H}ac con el objetivo de dar vida a todas las ideas que no paraban de surgir en su cabeza y en tan solo 20 años ha convertido su atelier de diseño en referencia del diseño nacional e internacional.

La pasión que imprime en su trabajo se palpa desde el primer instante. Discreto, culto, elegante e inmensamente creativo, para Ferrero el diseño es un estilo de vida que siempre le mantiene la mente en plena actividad creativa.

Podría decirse que el término británico "Bespoke" es el dogma que rige cada diseño del industrial valenciano, ya que crea piezas o elementos a medida para cada proyecto.

Sus proyectos han sido reconocidos con los galardones de la industria como los:

GERMAN DESIGN AWARDS, IF DESIGN AWARDS, RESTAURANT & BAR DESIGN AWARDS, ICFF NEW YORK o el reciente premio como DISEÑADOR NACIONAL 2023 por la REVISTA INTERIORES entre otros...

Hay dos elementos que nunca faltan dentro de los proyectos realizados por

estudi{H}ac. El color dentro de la simplicidad de la forma y las texturas.

In 2003, José Manuel Ferrero founded estudi{H}ac with the aim of bringing to life all the ideas that kept popping into his head and in just 20 years he has turned his design atelier into a national and international design reference.

The passion he puts into his work is noticeable from the very first moment. Subtle, cultured, elegant and immensely creative, for Ferrero design is a way of life that always keeps his mind in full creative activity. It could be said that the British term "Bespoke" is the dogma that governs every design by the Valencian designer, as he creates custom-made pieces or elements for each project.

His projects have been recognised with industry accolades such as the:

GERMAN DESIGN AWARDS, IF DESIGN AWARDS, RESTAURANT & BAR DESIGN AWARDS, ICFF NEW YORK or the recent national DESIGNER AWARD 2023 by INTERIORES MAGAZINE among others...

There are two elements that are never missing in the projects carried out by estudi{H}ac. Colour within the simplicity of form and textures.



Jose Manuel Ferrero

En 2003, José Manuel Ferrero a fondé estudi{H}ac dans le but de donner vie à toutes les idées qui lui passaient par la tête. En 20 ans, il a fait de son atelier de design une référence nationale et internationale en la matière.

La passion qu'il met dans son travail est palpable dès le premier instant. Discret, cultivé, élégant et immensément créatif, le design est pour Ferrero un mode de vie qui maintient toujours son esprit en pleine activité créative.

On pourrait dire que le terme britannique "Bespoke" est le dogme qui régit toutes les créations de l'industriel valencien, car il crée des pièces ou des éléments sur mesure pour chaque projet.

Ses projets ont été récompensés par des prix industriels, tels que le

GERMAN DESIGN AWARDS, IF DESIGN AWARDS, RESTAURANT & BAR DESIGN AWARDS, ICFF NEW YORK ou la récente distinction de NATIONAL DESIGNER 2023 décernée par INTERIORES MAGAZINE, entre autres...

Deux éléments ne manquent jamais dans les projets réalisés par estudi{H}ac. La couleur dans la simplicité des formes et des textures.

Empleamos materias primas de alta calidad que transformamos con tecnología de última generación, para ofrecer un producto que resume lo mejor de lo que somos: Calidad, Eficacia, Servicio con un diseño democrático a la vez que honesto.

Desde el moldeo por gravedad hasta la línea de embalaje contamos con equipamiento que garantiza la alta calidad de nuestros productos.

Trabajamos con componentes de reconocidos fabricantes que aseguran la funcionalidad del producto a largo plazo.

We use high quality raw materials that we transform with the latest technology, to offer a product that encapsulates the best of what we are: Quality, Efficiency, Service with a democratic honest design.

From the gravity molding to the packaging line, we employ state-of-the-art equipment that guarantees the high quality of our products.

We utilize components from recognized manufacturers that ensure the long-term functionality of the product.

Nous utilisons des matières premières de haute qualité que nous transformons avec les dernières technologies, pour offrir un produit qui résume le meilleur de ce que nous sommes: Qualité, Efficacité, Service avec un design démocratique et honnête à la fois.

Depuis le moulage par gravité jusqu'à la chaîne d'emballage; nous disposons d'équipements qui garantissent la haute qualité de nos produits.

Nous travaillons avec des composants provenant de fabricants reconnus qui garantissent la durabilité et la fonctionnalité du produit à long terme.



Testing

Ensayos

Essais

sanycces



Estanqueidad.

Cada grifo pasa 4 tests de estanqueidad antes del embalaje.

Leakage test.

Every faucet passes 4 leakage test before packing.

Etanchéité.

Chaque robinet passe 4 tests d'étanchéité avant d'être emballé.



Corrosión.

Ensayo de 200 horas en cámara de niebla salina, de acuerdo a norma EN 248.

Corrosion test.

Corrosion 200 hour test in salt spray chamber, according to EN 248 standard.

Corrosion

Test de corrosion en chambre de brouillard salin sur 200 heures selon la norme EN 248.



Resistencia mecánica.

Más de 200.000 ciclos de apertura y mantienen la sensación de suavidad y calidad en la mano de acuerdo a la norma EN 200.

Endurance test.

More than 200,000 opening cycles, maintaining the sensation of softness and quality in the hand, according to EN 200.

Résistance mécanique.

Plus de 200.000 cycles d'ouverture et maintient la sensation de douceur et de qualité dans la main selon la norme EN 200.



Resistencia al desgaste.

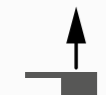
Espesores precisos de recubrimiento que son difíciles de erosionar y desgastar.

Wear resistance test.

Precise coating thicknesses that are difficult to erode and wear out.

Résistance à l'usure.

Épaisseurs de revêtement précises, difficiles à éroder et à user.



Ensayo de tracción.


Verificamos que las manetas no se desmontan bajo sobreesfuerzos.

Tensile test.

We verify that the levers do not disassemble under over-exertion.

Essai de traction.

Nous vérifions que les leviers ne se désassemblent pas sous l'effet d'un effort excessif.



Sensibilidad a la temperatura.

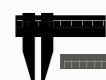
Ensayamos con variaciones en la presión y la temperatura del agua para verificar la sensibilidad de los cartuchos.

Temperature sensitivity test.

We test with variations in water pressure and temperature to verify the sensitivity of the cartridges.

Sensibilité à la température.

Nous effectuons des tests avec des variations de pression et de température de l'eau pour vérifier la sensibilité des cartouches.



Precisión.


Cada componente se verifica dimensionalmente para controlar la precisión y ofrecer el mejor rendimiento mecánico.

Precision checks.

Each component is dimensionally verified to control accuracy and provide the best mechanical performance.

Précision.

Chaque composant fait l'objet d'un contrôle dimensionnel pour en vérifier la précision et offrir les meilleures prestations mécaniques.



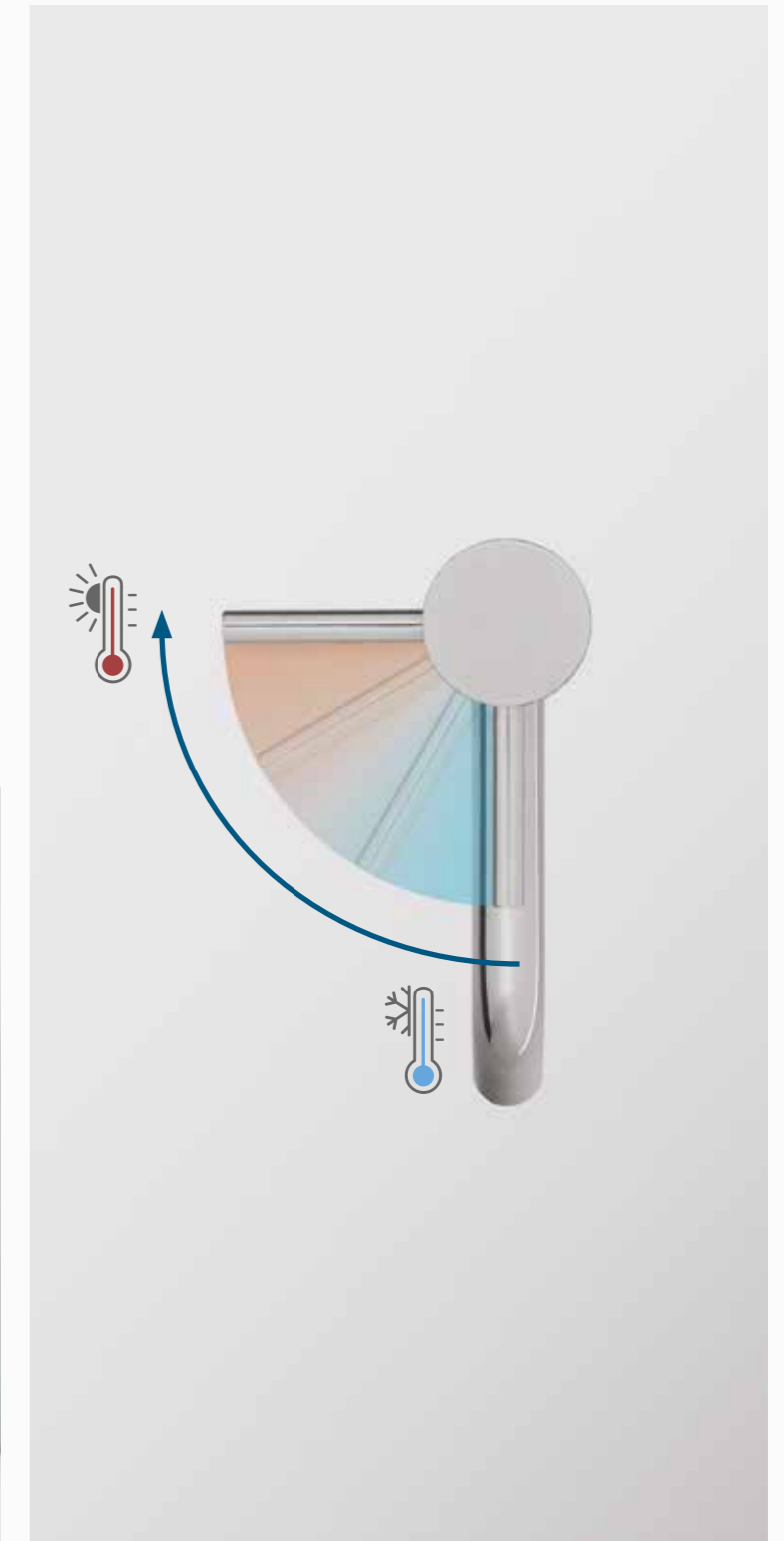
Cold Open

sanycces

Apostamos por el sistema de apertura en frío, *Cold Open*, en los monomandos de lavabo como muestra de nuestro compromiso con el ahorro de energía y preservación del medioambiente. En posición centrada el grifo suministra agua fría, es necesaria una ligera rotación a la izquierda para suministrar agua templada, haciendo así consciente al usuario del empleo de energía según sus preferencias.

As part of our commitment to energy saving and environmental preservation, OUR single-lever basin mixers benefit from a cold-open system. In the central position the tap supplies cold water, a slight rotation to the left is necessary to supply warm water, thus making the user aware of the use of energy according to his preferences.

Nous avons misé sur le système d'ouverture à froid, *Cold Open*, dans les mitigeurs de lavabo comme signe de notre engagement en faveur des économies d'énergie et de la préservation de l'environnement. En position centrale, le robinet fournit de l'eau froide, une légère rotation vers la gauche est nécessaire pour fournir de l'eau chaude, rendant ainsi l'utilisateur conscient de l'utilisation de l'énergie selon ses préférences.



Safe Touch

Nuestras griferías termostáticas para la ducha cuentan con cuerpo *Safe Touch*. El agua caliente pasa directamente al cartucho termostático, el cual se localiza a la izquierda para minimizar el recorrido de la misma. El agua fría envuelve todo el perímetro exterior del cuerpo. Con esto, la temperatura de la superficie de contacto se mantiene en valores seguros sin riesgo de quemaduras.

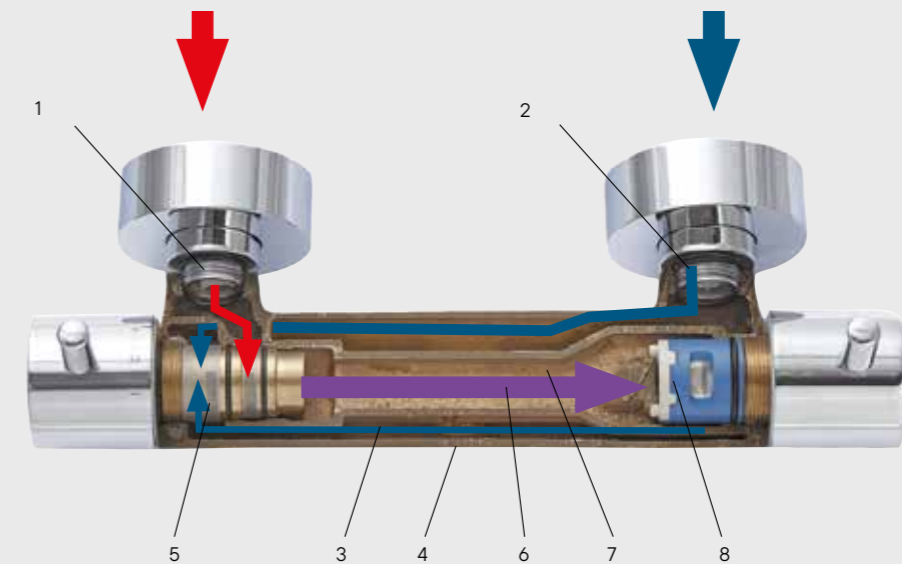
1. Toma de agua caliente.
2. Toma de agua fría.
3. Escudo de agua fría.
4. Superficie fría.
5. Cartucho termostático.
6. Agua mezclada.
7. Cavidad agua mezclada.
8. Cartucho desviador.

Our thermostatic shower faucets have a *Safe Touch* body. The hot water goes directly into thermostatic cartridge, which is located on the left side to minimize the water flow. The cold water wraps around the entire outer perimeter of the body. With this, the contact temperature of the surface of the faucet is maintained at safe values without the risk of burns.

1. Hot water inlet.
2. Cold water inlet.
3. Cold body shelter.
4. Cold tap surface.
5. Thermostatic cartridge.
6. Mixed water.
7. Core mixed water cavity.
8. Diverter cartridge.

Nos robinets de douche thermostatiques ont un corps froid *Safe Touch*. L'eau chaude va directement à la cartouche thermostatique, qui est située sur le côté gauche pour minimiser le débit d'eau. L'eau froide recouvre tout le périmètre extérieur du corps. Ainsi, la température de contact de la surface du robinet est maintenue à des valeurs sûres sans risque de brûlures.

1. Entrée d'eau chaude
2. Entrée d'eau froide
3. Cavité pour le corps froid.
4. Corps froid.
5. Cartouche thermostatique.
6. Mélange d'eau.
7. Corps de mélange.
8. Cartouche de dérivation.



Los cuerpos de empotrar *sanybox* son universales e independientes de la parte vista, se puede instalar cualquier serie en cualquier acabado en un mismo cuerpo de empotrar.

The *sanybox* concealed bodies are universal and independent of the exposed part, any series can be installed in any finish in the same concealed body.

Les corps encastrables *sanybox* sont universels et indépendants de la partie exposée, toutes les séries peuvent être installées dans le même corps encastrable, peu importe la finition.

1 *Sanybox*



2 Series

Dedal



Loop



Cubo




Air



3 Finishes




CR
Cromo brillo
Chrome plate
Chrome



BM
Negro mate
Black matt
Noir mat



MG
Metal gun
Metal gun
Metal gun



RM
Raw metal
Raw metal
Raw metal



NB
Niquel cepillado
Nickel brushed
Nickel brossé



BG
Oro cepillado
Brushed gold
Or brossé



RG
Oro rosa cepillado
Brushed rose gold
Or rose brossé

One finish for each style

Un acabado para cada estilo

Une finition pour chaque style

sanycces

Nuevos acabados atemporales que aportan el toque de valor en cualquier estilo de interiorismo.

New timeless finishes that add a touch of value to any interior design style.

De nouvelles finitions intemporelles qui apportent la touche finale à tout style de décoration intérieure.




CR

El cromo brillo es bello, fácilmente combinable y atemporal. El proceso de cromado asegura unos espesores de níquel y cromo uniformes que garantizan la resistencia del producto a la corrosión además de un brillo y suavidad insuperables.

Chrome plate is beautiful, easily combined and timeless. The chrome-plating process ensures uniform nickel and chrome thicknesses that guarantee the product's resistance to corrosion, as well as unsurpassed shine and softness.

Le chrome brillant est beau, facile à combiner et intemporel. Le procédé de chromage assure des épaisseurs uniformes de nickel et de chrome qui garantissent la résistance du produit à la corrosion ainsi qu'une brillance et une douceur inégalées.



BM

Negro mate, un acabado básico y versátil en múltiples estilos. Sedoso, oscuro, profundo. El recubrimiento electrolítico garantiza la durabilidad del color y su adherencia al soporte.

Black matt, a basic and versatile finish in multiple styles. Silky, dark, deep. The electrolytic coating guarantees the durability of the color and its adherence to the support.

Noir mat, une finition basique et polyvalente dans de multiples styles. Soyeux, sombre, profond. Le revêtement électrolytique garantit la durabilité de la couleur et son adhérence au support.



MG

Metal gun, este acabado cepillado en color gris oscuro resulta contundente, industrial, masculino... Este acabado se fabrica mediante la misma técnica PVD que se emplea para recubrir las puntas de las brocas de taladrar, consiguiendo con ello un color perdurable en el tiempo.

Metal gun, this brushed finish in dark gray color is forceful, industrial, masculine... This finish is manufactured using the same PVD technique used to coat the tips of the drill bits, thus achieving a lasting color over time.

Metal Gun, cette finition brossée de couleur gris foncé est saisissante, industrielle, masculine... Cette finition est fabriquée selon la même technique PVD que celle utilisée pour revêtir les pointes des mèches de forage, ce qui permet d'obtenir une couleur durable.



RM

Raw metal, la fusión entre los acabados industriales y la elegancia se está extendiendo en nuestros hogares, gracias a su innovador y sofisticado acabado en PVD.

Raw metal, the fusion between industrial finishes and elegance is entering our homes, thanks to its innovative and sophisticated PVD finish.

Raw metal, la fusión entre les finitions industrielles et l'élégance se répand dans nos maisons, grâce à sa finition PVD innovante et sophistiquée.



NB

Níquel cepillado, acabado minimalista, atemporal y sobrio, perfecto para combinar con acero inoxidable. También fabricado mediante técnica PVD.

Nickel brushed, minimalist finish, timeless, perfect to combine with stainless steel. Also manufactured by PVD technique.

Nickel brossé, finition minimaliste, intemporelle et sobre, parfaite pour se combiner avec l'acier inoxydable. Également fabriqué selon la technique PVD.



BG

Oro cepillado, un color oro de 18K sofisticado a la vez que contenido. Se convierte en pieza de acento, protagonista en cualquier composición. Fabricado mediante técnica PVD.

Brushed gold, a sophisticated yet restrained 8K gold color. It becomes an accent piece, a protagonist in any composition. Manufactured using PVD technique.

L'or brossé, une couleur d'or 18K sophistiquée mais contenue. Elle devient une pièce d'accent, un protagoniste dans chaque composition. Fabriqué en utilisant la technique PVD.



RG

Oro rosa cepillado, un acabado de tendencia con brillos rojizos que transmite estilo propio y elegancia. Por supuesto, fabricado mediante técnica PVD.

Brushed rose gold, a trendy finish with reddish glitter that conveys style and elegance. Of course, made by PVD technique.

L'or rose brossé, une finition tendance avec des reflets rougissants qui transmet style et élégance. Bien sûr, réalisé par la technique PVD.

Premium surfaces PVD


Superficies premium PVD

Surfaces premium PVD

Los acabados *PVD* cuentan con una película adicional que facilita el mantenimiento y limpieza de las griferías ya que repele las gotas de agua.

The *PVD* finishes benefit from an additional film that repels water drops, facilitating the maintenance and cleaning of the faucets.

Les finitions *PVD* comportent un film supplémentaire qui facilite l'entretien et le nettoyage des robinets car il repousse les gouttes d'eau.



Dedal



MNO555RM
Raw metal
MNO555RG
Brushed rose gold

MNO555BM
Black matt
MNO555CR
Chrome

Dedal

Design by:
estudi{H}ac



Monomando
Single lever
Mitigeur



MNO555RG
Brushed rose gold

MNO555RM
Raw metal

MNO555BM
Black matt

MNO555CR
Chrome



Dedal

Design by:
estudi{H}ac



Monomando
Single lever
Mitigeur



MNO005CR
Chrome

Dedal

Design by:
estudi{H}ac



Monomando
Single lever
Mitigeur



MNO555CR
Raw metal

Dedal

Design by:
estudi{H}ac



Monomando
Single lever
Mitigeur



MOA055BM
Black matt




Dedal

Design by:
estudi{H}ac



Monomando
Single lever
Mitigeur



MOA555RG
Brushed rose gold

Dedal

Design by:
estudi{H}ac



Monomando
Single lever
Mitigeur



MBD005RG
Brushed rose gold



Dedal

Design by:
estudi{H}ac



Monomando
Single lever
Mitigeur




MEN056R19RM
Raw metal

Dedal

Design by:
estudi{H}ac



Monomando
Single lever
Mitigeur



MEN55S19CR
Chrome

Dedal

Design by:
estudi{H}ac



Monomando
Single lever
Mitigeur



MEX005RM
Raw metal

Dedal

Design by:
estudi{H}ac




Monomando
Single lever
Mitigeur



BNEX055CR
Chrome

Dedal

Design by:
estudi{H}ac



TEL005BM
Black matt
FLE005BM
Black matt

Dedal

Design by:
estudi{H}ac



Termostática
Thermostatic mixer
Thermostatique



TH5055BM
Black matt




Dedal

Design by:
estudi{H}ac




Monomando
Single lever
Mitigeur



TEL005BM
FLE005RM
Raw metal

ROC001RM
BRP00140RM
Raw metal




MH2D005RM
Raw metal

Dedal

Design by:
estudi{H}ac



Monomando
Single lever
Mitigeur



BNBB555RG
Brushed rose gold

Dedal

Design by:
estudi{H}ac



Textures





Monomando de lavabo
Basin mixer
Mitigeur mécanique de lavabo
p. 57



Monomando alto de lavabo
High basin mixer
Mitigeur mécanique haut de lavabo
p. 57



Monomando de bidé
Bidet mixer
Mitigeur mécanique de bidet
p. 57



Grifería de pie para bañera
Freestanding faucet for bathtub
Robinetterie sur pied pour baignoire
p. 61



Monomando borde bañera
Deck mounted mixer for bathtub
Mitigeur mécanique au bord pour baignoire
p. 63



Caño de bañera mural
Wall-mounted bathtub spout
Canon mural pour baignoire
p. 63



Monomando de lavabo mural
Wall-mounted basin mixer
Mitigeur mécanique de lavabo mural
p. 59



sanybox para monomando de lavabo mural
Wall-mounted basin mixer **sanybox**
sanybox pour mitigeur mécanique de lavabo mural
p. 59



Monomando exento de lavabo
Freestanding basin mixer
Mitigeur mécanique sur pied de lavabo
p. 61

Dedal




Monomando de ducha mural horizontal de 2 vías

Horizontal wall-mounted shower mixer 2 ways

Mitigeur mécanique de douche mural horizontal 2 voies

p. 65



sanybox para monomando horizontal 2 vías mural

Horizontal wall-mounted mixer 2 ways **sanybox**

sanybox pour mitigeur mécanique horizontal 2 voies mural

p. 65



Dedal kit monomando de ducha mural horizontal + rociador

Dedal kit horizontal wall-mounted shower mixer + shower head

Dedal kit Mitigeur mécanique de douche mural horizontal + douche de tête

p. 69



Rociador de ducha

Shower head

Douche de tête

p. 73




Brazo de ducha mural

Wall shower arm

Bras de douche mural

p. 73



Brazo de ducha a techo

Ceiling shower arm

Bras de douche au plafond

p. 73




Termostático de ducha mural push horizontal de 2 vías

Horizontal wall-mounted push shower thermostatic 2 ways

Thermostatique de douche push mural horizontal 2 voies

p. 67



sanybox para termostático push horizontal 2 vías mural

Horizontal wall-mounted push thermostatic mixer 2 ways **sanybox**

sanybox pour thermostatique push mural horizontal 2 voies

p. 67



Dedal kit termostático de ducha mural push horizontal + rociador

Dedal kit thermostatic wall-mounted push shower mixer + shower head

Dedal kit thermostatique de douche push mural horizontal + douche de tête

p. 71



Teleducha

Hand shower

Douchette

p. 73



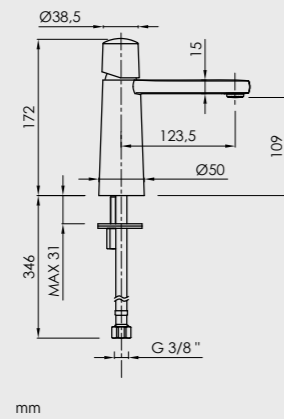
Flexo de ducha textil

Textile Flexible hose

Flexible de douche textile

p. 73

Dedal



mm



Apertura en frío
Cold open
Ouverture en eau froide



Ahorro de energía
Energy saving
Économie d'énergie



Ahorro de agua
Water saving
Économie de l'eau



Aireador orientable NEOPERL®
NEOPERL® adjustable aerator
Mousseur réglable NEOPERL®



Para válvula click clack
For pop-up waste
Pour bonde click-clack



Caudal a 3 BAR 4,6 l/m
Flow rate at 3 BAR 4,6 l/m
Débit à 3 BAR 4,6 l/m



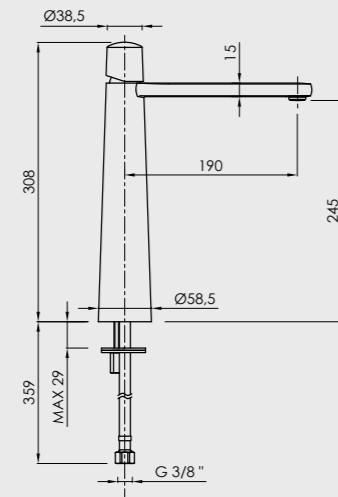
Cartucho CITEC®
CITEC® cartridge
Cartouche CITEC®



Latiguillos TUCAI®
TUCAI® hoses
Flexible TUCAI®



Válvula no incluida
Waste not included
Bonde non incluse



mm



Apertura en frío
Cold open
Ouverture en eau froide



Ahorro de energía
Energy saving
Économie d'énergie



Ahorro de agua
Water saving
Économie de l'eau



Aireador orientable NEOPERL®
NEOPERL® adjustable aerator
Mousseur réglable NEOPERL®



Para válvula click clack
For pop-up waste
Pour bonde click-clack



Caudal a 3 BAR 4,3 l/m
Flow rate at 3 BAR 4,3 l/m
Débit à 3 BAR 4,3 l/m



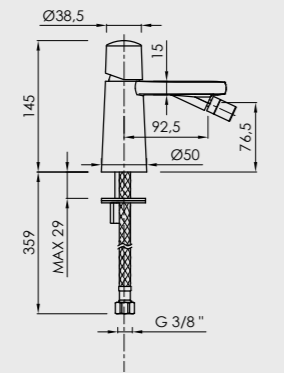
Cartucho CITEC®
CITEC® cartridge
Cartouche CITEC®



Latiguillos TUCAI®
TUCAI® hoses
Flexible TUCAI®



Válvula no incluida
Waste not included
Bonde non incluse



mm



Apertura en frío
Cold open
Ouverture en eau froide



Ahorro de energía
Energy saving
Économie d'énergie



Ahorro de agua
Water saving
Économie de l'eau



Aireador orientable NEOPERL®
NEOPERL® adjustable aerator
Mousseur réglable NEOPERL®



Para válvula click clack
For pop-up waste
Pour bonde click-clack



Caudal a 3 BAR 5,84 l/m
Flow rate at 3 BAR 5,84 l/m
Débit à 3 BAR 5,84 l/m



Cartucho CITEC®
CITEC® cartridge
Cartouche CITEC®




Latiguillos TUCAI®
TUCAI® hoses
Flexible TUCAI®



Válvula no incluida
Waste not included
Bonde non incluse

Monomando de lavabo / Basin mixer / Mitigeur mecanique de lavabo



CR

BM

RM

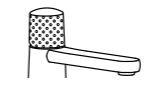
RG

MNO055CR

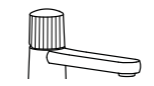
MNO055BM

MNO055RM

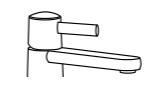
MNO055RG



Dedal



Dedal plissé



Dedal pin

MNO055CR

MNO055BM

MNO055RM

MNO055RG

MNO005CR

MNO005BM

MNO005RM

MNO005RG

Monomando alto de lavabo / High basin mixer / Mitigeur mecanique haut de lavabo



CR

BM

RM

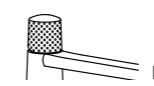
RG

MOA055CR

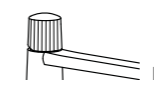
MOA055BM

MOA055RM

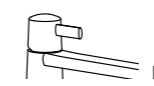
MOA055RG



Dedal



Dedal plissé



Dedal pin

MOA055CR

MOA055BM

MOA055RM

MOA055RG


MOA005CR

MOA005BM

MOA005RM

MOA005RG

Monomando de bidé / Bidet mixer / Mitigeur mecanique de bidet



CR

BM

RM

RG

MBD055CR

MBD055BM

MBD055RM

MBD055RG



Dedal



Dedal plissé



Dedal pin

MBD055CR

MBD055BM

MBD055RM

MBD055RG

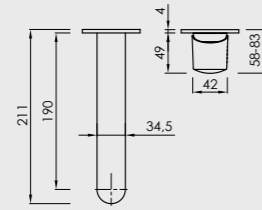
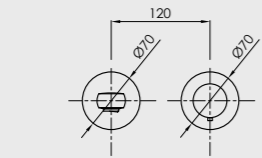
MBD005CR

MBD005BM

MBD005RM

MBD005RG

Dedal



mm



Apertura en frío
Cold open
Ouverture en eau froide



Ahorro de energía
Energy saving
Économie d'énergie



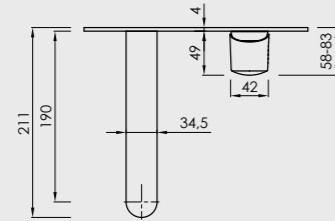
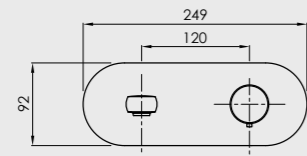
Aireador orientable NEOPERL®
NEOPERL® adjustable aerator
Mousseur réglable NEOPERL®



Caudal a 3 BAR 5 l/m
Flow rate at 3 BAR 5 l/m
Débit à 3 BAR 5 l/m



Ahorro de agua
Water saving
Économie de l'eau



mm



Apertura en frío
Cold open
Ouverture en eau froide



Ahorro de energía
Energy saving
Économie d'énergie



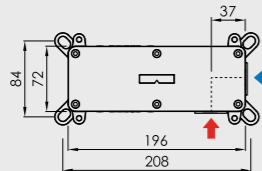
Aireador orientable NEOPERL®
NEOPERL® adjustable aerator
Mousseur réglable NEOPERL®



Caudal a 3 BAR 5 l/m
Flow rate at 3 BAR 5 l/m
Débit à 3 BAR 5 l/m



Ahorro de agua
Water saving
Économie de l'eau



mm



Cuerpo encastre universal
Universal concealed body
Corps d'encastrement universel



Ahorro de energía
Energy saving
Économie d'énergie



Cartucho KEROX
KEROX cartridge
Cartouche KEROX



Apertura en frío
Cold open
Ouverture en eau froide

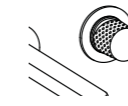


Conexiones 1/2" hembra latón
Connections 1/2" female brass
Raccordements 1/2" laiton femelle

Monomando de lavabo mural / Wall-mounted basin mixer / Mitigeur mécanique de lavabo mural

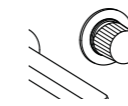


MEN555R19CR MEN555R19BM MEN555R19RM MEN555R19RG



Dedal

MEN055R19CR MEN055R19BM MEN055R19RM MEN055R19RG



Dedal plissé

MEN005R19CR MEN005R19BM MEN005R19RM MEN005R19RG

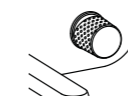


Dedal pin

Monomando de lavabo mural / Wall-mounted basin mixer / Mitigeur mécanique de lavabo mural

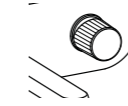


MEN555S19CR MEN555S19BM MEN555S19RM MEN555S19RG




Dedal

MEN055S19CR MEN055S19BM MEN055S19RM MEN055S19RG



Dedal plissé

MEN005S19CR MEN005S19BM MEN005S19RM MEN005S19RG



Dedal pin

sanybox para monomando lavabo mural / Wall-mounted basin mixer sanybox / sanybox pour Mitigeur mécanique de lavabo mural



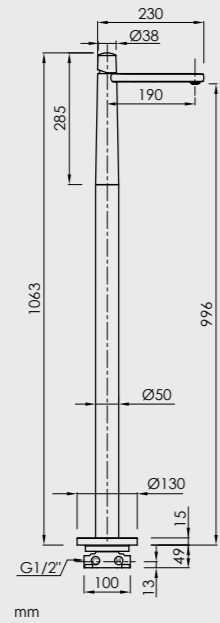
MEN000

* Las griferías murales contemplan solo la parte externa, el pedido debe acompañarse con el cuerpo de empotrar **sanybox** correspondiente.

* Wall-mounted faucets only include the external part, the order must be accompanied by the corresponding concealed body **sanybox**.

* Les robinets muraux ne sont que pour la partie extérieure, la commande doit être accompagnée du corps encastré **sanybox** correspondant.

Dedal



Apertura en frío
Cold open
Ouverture en eau froide



Ahorro de energía
Energy saving
Économie d'énergie



Cartucho CITEC®
CITEC® cartridge
Cartouche CITEC®



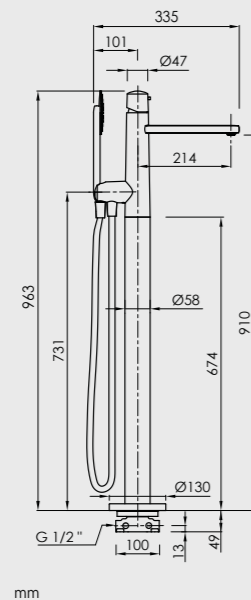
Caudal a 3 BAR 5,7 l/m
Flow rate at 3 BAR 5,7 l/m
Débit à 3 BAR 5,7 l/m



Ahorro de agua
Water saving
Économie de l'eau



Aireador orientable NEOPERL®
NEOPERL® adjustable aerator
Mousseur réglable NEOPERL®



Apertura en frío
Cold open
Ouverture en eau froide



Caudal 20,8 l/min a 3 BAR
Flow rate 20,8 l/min at 3 BAR
Débit 20,8 l/min à 3 BAR



Teleducha de latón
Brass hand shower
Douchette à main en laiton



Aireador NEOPERL®
NEOPERL® aerator
Mousseur NEOPERL®



Flexo con conexiones en PVD
Hose with PVD connections
Flexible avec connexions PVD



Limitador de caudal
Flow restrictor
Limiteur de débit



Cartucho KEROX®
KEROX® cartridge
Cartouche KEROX®




Flexo 1,5 m trenzado
1,5 m braided hose
Flexible 1,5 m tresse

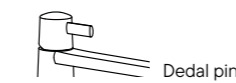
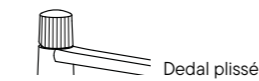
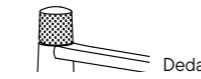


Sistema anti-torsión
Anti-twist
Système anti-torsion

Monomando exento de lavabo / Freestanding basin mixer / Mitigeur mécanique sur pied de lavabo




MEX555CR MEX555BM MEX555RM MEX555RG



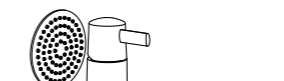
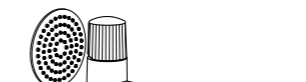
MEX055CR MEX055BM MEX055RM MEX055RG

MEX005CR MEX005BM MEX005RM MEX005RG

Grifería de pie para bañera / Freestanding faucet for bathtub / Robinetterie sur pied pour baignoire



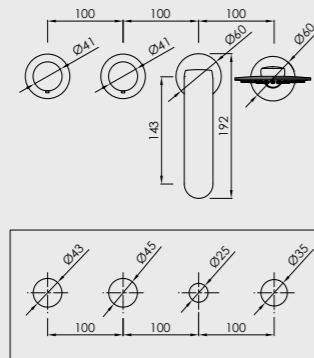
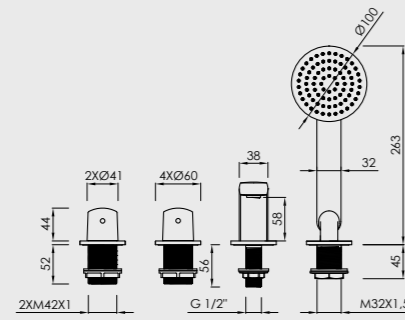
BNEX555CR BNEX555BM BNEX555RM BNEX555RG



BNEX055CR BNEX055BM BNEX055RM BNEX055RG

BNEX005CR BNEX005BM BNEX005RM BNEX005RG

Dedal



mm
 Agujeros de instalación
 Installation holes
 Perçages d'installation



Monomando
 Mixer
 Mitigeur



Cartucho SEDAL®
 SEDAL® cartridge
 Cartouche SEDAL®



Aireador orientable NEOPERL®
 NEOPERL® adjustable aerator
 Mousseur réglable NEOPERL®



Teleducha de latón
 Brass hand shower
 Douchette à main en laiton



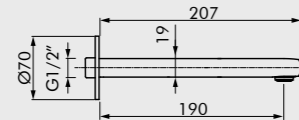
Caudal a 3 BAR 21,64 l/min
 Flow rate at 3 BAR 21,64 l/min
 Débit à 3 BAR 21,64 l/min



Limitador de caudal
 Flow restrictor
 Limiteur de débit



Flexo 2 m
 2 m hose
 Flexible 2 m



mm



Aireador orientable NEOPERL®
 NEOPERL® adjustable aerator
 Mousseur réglable NEOPERL®

Monomando borde bañera / Deck mounted mixer for bathtub / Mitigeur mécanique au bord pour baignoire




BNBB555CR BNBB555BM BNBB555RM BNBB555RG



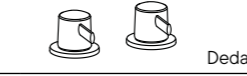
Dedal

BNBB055CR BNBB055BM BNBB055RM BNBB055RG




Dedal plissé


BNBB005CR BNBB005BM BNBB005RM BNBB005RG



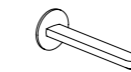
Dedal pin



Caño de bañera mural / Wall-mounted bathtub spout / Canon mural pour baignoire



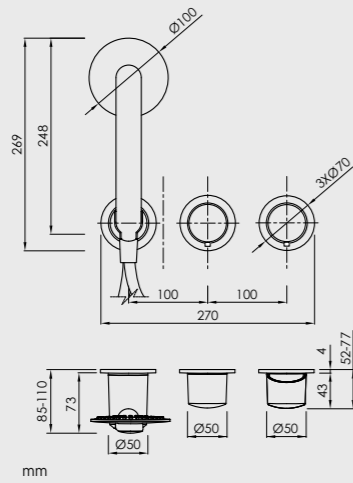
BNCA005CR BNCA005BM BNCA005RM BNCA005RG



* El caño de bañera es independiente de la sanybox MH2000. Para crear una batería mural de bañera completa, el caño se puede alimentar de la salida libre de la sanybox MH2000.

* The bath spout is independent from the sanybox MH2000. To create a complete bathtub wall-mounted battery, the spout can be fed from free outlet of sanybox MH2000.

* Le bec de baignoire est indépendant du sanybox MH2000. Pour créer un serpentin mural complet de baignoire, le bec peut être alimenté depuis la sortie libre de la sanybox MH2000.



mm



Monomando
Mixer
Mitigeur



Teleducha de latón
Brass hand shower
Douchette à main en laiton



Flexo 1,5 m trenzado
1,5 m braided hose
Flexible 1,5 m tresse



Flexo con conexiones en PVD
Hose with PVD connections
Flexible avec connexions PVD



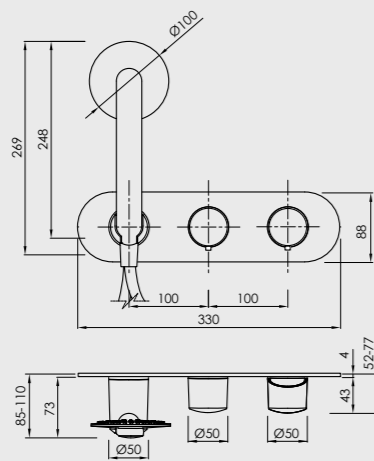
2 vias
2 ways
2 voies



Limitador de caudal
Flow restrictor
Limiteur de débit



Sistema anti-torsión
Anti-twist
Système anti-torsion



mm



Monomando
Mixer
Mitigeur



Teleducha de latón
Brass hand shower
Douchette à main en laiton



Flexo 1,5 m trenzado
1,5 m braided hose
Flexible 1,5 m tresse



Flexo con conexiones en PVD
Hose with PVD connections
Flexible avec connexions PVD



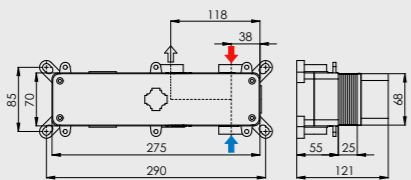
2 vias
2 ways
2 voies



Limitador de caudal
Flow restrictor
Limiteur de débit



Sistema anti-torsión
Anti-twist
Système anti-torsion



mm



Cuerpo encastre universal
Universal concealed body
Corps d'encastrement universel



Monomando
Mixer
Mitigeur



Cartucho SEDAL[®]
SEDAL[®] cartridge
Cartouche SEDAL[®]



2 vias
2 ways
2 voies



Caudal a 3 BAR 191 l/min
Flow rate at 3 BAR 19,1 l/min
Débit à 3 BAR 19,1 l/min



Caudal 22,8 l/min a 3 BAR
Flow rate 22,8 l/min at 3 BAR
Débit 22,8 l/min à 3 BAR



Conexiones 3/4" hembra latón
Connections 3/4" female brass
Raccordements 3/4" laiton femelle

Monomando ducha mural horizontal de 2 vías / Horizontal wall-mounted shower mixer 2 ways / Mitigeur mecanique de douche mural horizontal 2 voies



CR

BM

RM

RG

MH2D555CR

MH2D555BM

MH2D555RM

MH2D555RG



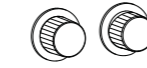
Dedal

MH2D055CR

MH2D055BM

MH2D055RM

MH2D055RG



Dedal plissé

MH2D005CR

MH2D005BM


MH2D005RM

MH2D005RG



Dedal pin

Monomando ducha mural horizontal de 2 vías / Horizontal wall-mounted shower mixer 2 ways / Mitigeur mecanique de douche mural horizontal 2 voies



CR

BM

RM

RG

MH2D555OCR

MH2D555OBM

MH2D555ORM

MH2D555ORG



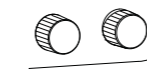
Dedal

MH2D055OCR

MH2D055OBM

MH2D055ORM

MH2D055ORG



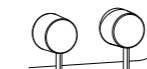
Dedal plissé

MH2D005OCR

MH2D005OBM

MH2D005ORM

MH2D005ORG



Dedal pin

Con embellecedor oval
With oval plate
Avec plaque oval

sanybox para monomando horizontal 2 vías mural / Horizontal wall-mounted mixer 2 way sanybox / sanybox pour mitigeur mecanique horizontal 2 voies mural



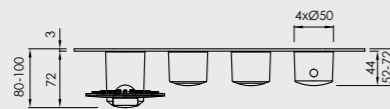
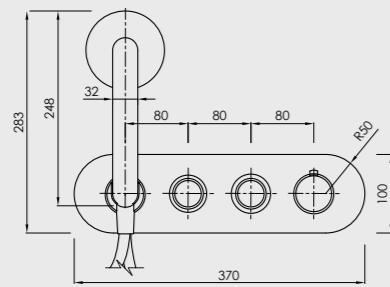
MH2000

* Las griferías murales contemplan solo la parte externa, el pedido debe acompañarse con el cuerpo de empotrar sanybox correspondiente.

* Wall-mounted faucets only include the external part, the order must be accompanied by the corresponding concealed body sanybox.

* Les robinets muraux ne sont que pour la partie extérieure, la commande doit être accompagnée du corps encastré sanybox correspondant.

Dedal



mm



Mezclador termostático
Thermostatic mixer
Mélangeur thermostatique



Teleducha de latón
Brass hand shower
Douchette à main en laiton



Flexo 1,5 m trenzado
1,5 m braided hose
Flexible 1,5 m tresse



Flexo con conexiones en PVD
Hose with PVD connections
Flexible avec connexions PVD



2 vías
2 ways
2 voies



Limitador de caudal
Flow restrictor
Limiteur de débit



Sistema anti-torsión
Anti-twist
Système anti-torsion



Botón push con control de caudal
Push button with flow control
Bouton push avec contrôle du débit

Termostático de ducha mural push horizontal de 2 vías / Horizontal wall-mounted push shower mixer 2 ways / Thermostatique de douche push mural horizontal 2 voies

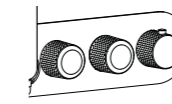


TH5555CR

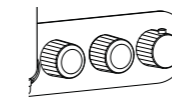
TH5555BM

TH5555RM

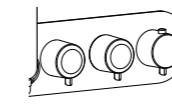
TH5555RG



Dedal



Dedal plissé



Dedal pin

TH5055CR

TH5055BM

TH5055RM

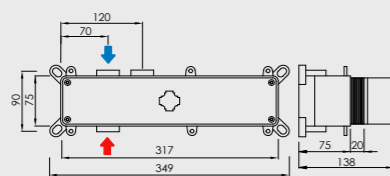
TH5055RG

TH5005CR

TH5005BM

TH5005RM

TH5005RG



mm



Cuerpo encastre universal
Universal concealed body
Corps d'encastrement universel



Mezclador termostático
Thermostatic mixer
Mélangeur thermostatique



2 vías
2 ways
2 voies



Cartucho termostático VERNET®
VERNET® thermostatic cartridge
Cartouche thermostatique VERNET®



Caudal a 3 BAR 8,7 l/min
Flow rate at 3 BAR 8,7 l/min
Débit à 3 BAR 8,7 l/min



Caudal a 3 BAR 27 l/min
Flow rate at 3 BAR 27 l/min
Débit à 3 BAR 27 l/min



Conexiones 3/4" hembra latón
Connections 3/4" female brass
Raccordements 3/4" laiton femelle



Botón push Neoperl
Neoperl push button
Bouton push Neoperl



TH5000

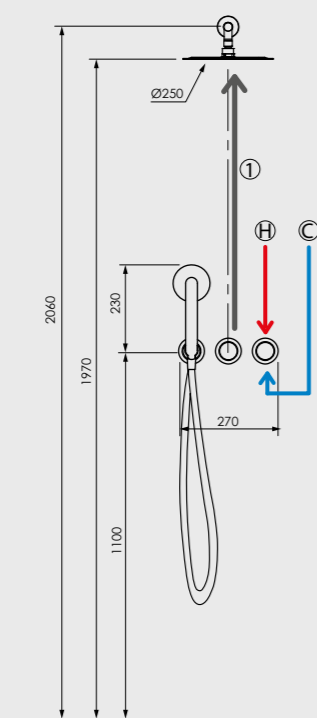
sanybox para termostático push horizontal 2 vías mural
Horizontal wall-mounted push thermostatic mixer 2 ways
sanybox pour thermostatique push mural horizontal 2 voies

* Las griferías murales contemplan solo la parte externa, el pedido debe acompañarse con el cuerpo de empotrar sanybox correspondiente.

* Wall-mounted faucets only include the external part, the order must be accompanied by the corresponding concealed body sanybox.

* Les robinets muraux ne sont que pour la partie extérieure, la commande doit être accompagnée du corps encastré sanybox correspondant.

Dedal



- Cuerpo encastre universal
Universal concealed body
Corps d'encastrement universel
- 2 vias
2 ways
2 voies
- Monomando
Mixer
Mitigeur
- Conexiones 3/4" hembra latón
Connections 3/4" female brass
Raccordements 3/4" laiton femelle
- Rociador acero inoxidable 2mm
2mm stainless steel shower head
Douche de tête acier inoxydable 2mm
- Limitador de caudal
Flow restrictor
Limiteur de débit
- Tetinas antical
Anti-limescale nozzles
Tétines anti-calcaire
- Limitador de caudal
Flow restrictor
Limiteur de débit
- Latón
Brass
Laiton
- Ahorro de agua
Water saving
Économie de l'eau
- Flexo 1,5 m trenzado
1,5 m braided hose
Flexible 1,5 m tresse
- Teleducha de latón
Brass hand shower
Douchette à main en laiton
- Sistema anti-torsión
Anti-twist
Système anti-torsion

H Conexión caliente
Hot connection
Connexion chaude

C Conexión fría
Cold connection
Connexion froide

1 Salida 1
Exit 1
Sortie 1

2 Salida 2
Exit 2
Sortie 2

mm

H Conexión caliente
Hot connection
Connexion chaude

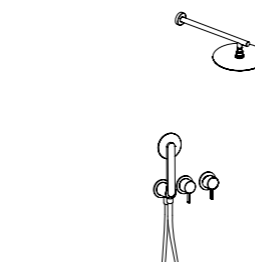
C Conexión fría
Cold connection
Connexion froide

1 Salida 1
Exit 1
Sortie 1

2 Salida 2
Exit 2
Sortie 2

Dedal kit monomando de ducha mural horizontal + rociador Dedal kit horizontal wall-mounted shower mixer + Shower head Dedal kit mitigeur mecanique de douche mural horizontal + douche de tête

CR	BM	RM	RG
MH2D555CRK	MH2D555BMK	MH2D555RMK	MH2D555RGK
MH2D055CRK	MH2D055BMK	MH2D055RMK	MH2D055RGK
MH2D005CRK	MH2D005BMK	MH2D005RMK	MH2D005RGK



Dedal	Dedal plissé	Dedal pin
MH2D555CRK	MH2D055CRK	MH2D005CRK
MH2D555BMK	MH2D055BMK	MH2D005BMK
MH2D555RMK	MH2D055RMK	MH2D005RMK
MH2D555RGK	MH2D055RGK	MH2D005RGK

Dedal kit monomando mural

- Monomando de ducha mural horizontal de 2 vias
- sanybox para monomando horizontal de ducha mural 2 vias
- Rociador de ducha Ø25 cm
- Brazo de ducha mural

Dedal kit wall-mounted shower mixer

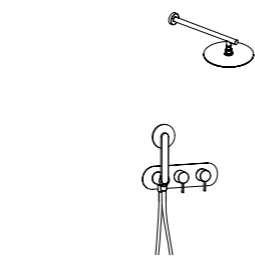
- Horizontal wall-mounted shower mixer 2 ways
- Horizontal wall-mounted shower mixer 2 way sanybox
- Shower head Ø25 cm
- Wall shower arm

Dedal kit mitigeur de douche mural

- Mitigeur mecanique de douche mural 2 voies
- sanybox pour mitigeur de douche mural horizontal 2 voies
- Douche de tête Ø25 cm
- Bras de douche mural

Dedal kit monomando de ducha mural horizontal + rociador Dedal kit horizontal wall-mounted shower mixer + Shower head Dedal kit Mitigeur mecanique de douche mural horizontal + douche de tête

CR	BM	RM	RG
MH2D555OCRK	MH2D555OBMK	MH2D555ORMK	MH2D555ORGK
MH2D055OCRK	MH2D055OBMK	MH2D055ORMK	MH2D055ORGK
MH2D005OCRK	MH2D005OBMK	MH2D005ORMK	MH2D005ORGK



Con embellecedor oval
With oval plate
Avec plaque oval

Dedal	Dedal plissé	Dedal pin
MH2D555OCRK	MH2D055OCRK	MH2D005OCRK
MH2D555OBMK	MH2D055OBMK	MH2D005OBMK
MH2D555ORMK	MH2D055ORMK	MH2D005ORMK
MH2D555ORGK	MH2D055ORGK	MH2D005ORGK

Dedal kit monomando mural

- Monomando de ducha mural horizontal de 2 vias
- sanybox para monomando horizontal de ducha mural 2 vias
- Rociador de ducha Ø25 cm
- Brazo de ducha mural

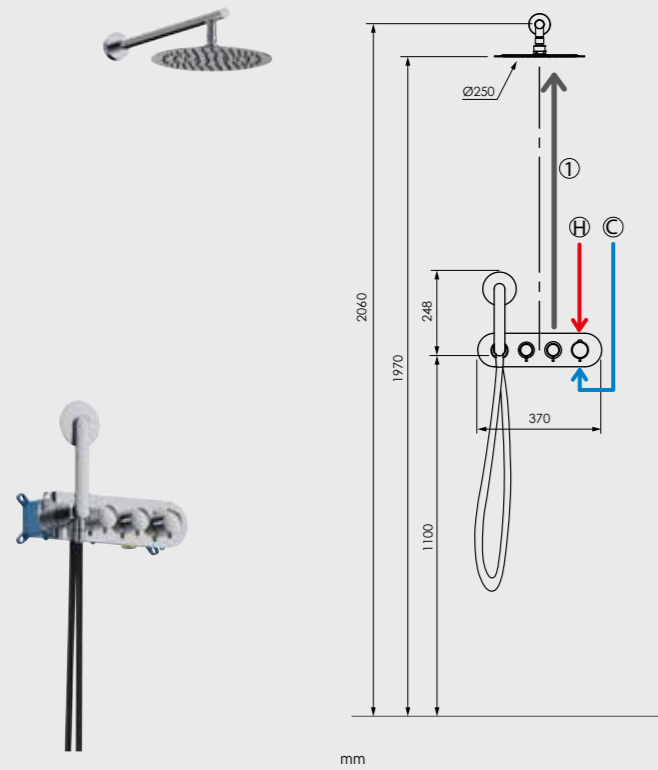
Dedal kit wall-mounted shower mixer

- Horizontal wall-mounted shower mixer 2 ways
- Horizontal wall-mounted shower mixer 2 way sanybox
- Shower head Ø25 cm
- Wall shower arm

Dedal kit mitigeur de douche mural

- Mitigeur mecanique de douche mural 2 voies
- sanybox pour mitigeur de douche mural horizontal 2 voies
- Douche de tête Ø25 cm
- Bras de douche mural


Dedal



-  Cuerpo encastre universal
Universal concealed body
Corps d'encastrement universel
-  Mezclador termostático
Thermostatic mixer
Mélangeur thermostatique
-  Cartucho termostático VERNET®
VERNET® thermostatic cartridge
Cartouche thermostatique VERNET®
-  Rociador acero inoxidable 2mm
2mm stainless steel shower head
Douche de tête acier inoxydable 2mm
-  Tetinas antical
Anti-limescale nozzles
Tétines anti-calcaire
-  Latón
Brass
Laiton
-  Flexo 1,5 m trenzado
1,5 m braided hose
Flexible 1,5 m tresse
-  Botón push con control de caudal
Push button with flow control
Bouton push avec contrôle du débit
-  2 vias
2 ways
2 voies
-  Conexiones 3/4" hembra latón
Connections 3/4" female brass
Raccordements 3/4" laiton femelle
-  Limitador de caudal
Flow restrictor
Limiteur de débit
-  Limitador de caudal
Flow restrictor
Limiteur de débit
-  Ahorro de agua
Water saving
Economie de l'eau
-  Teleducha de latón
Brass hand shower
Douchette à main en laiton
-  Sistema anti-torsión
Anti-twist
Système anti-torsion

H Conexión caliente Hot connection Connexion chaude
C Conexión fría Cold connection Connexion froide
1 Salida 1 Exit 1 Sortie 1
2 Salida 2 Exit 2 Sortie 2

Dedal kit termostático de ducha mural push horizontal + rociador
Dedal kit thermostatic wall-mounted push shower mixer + Shower head
Dedal kit thermostatique de douche push mural horizontal + douche de tête



TH5555CRK TH5555BMK TH5555RMK TH5555RGK



TH5055CRK TH5055BMK TH5055RMK TH5055RGK

TH5005CRK TH5005BMK TH5005RMK TH5005RGK

Dedal kit termostático mural

- Termostático de ducha mural push horizontal 2 vias
- sanybox termostático horizontal de ducha mural 2 vias
- Rociador de ducha Ø25 cm
- Brazo de ducha mural

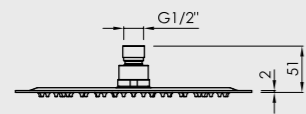
Dedal kit wall-mounted thermostatic shower mixer

- Horizontal wall-mounted shower thermostatic 2 ways
- Horizontal wall-mounted push shower thermostatic mixer 2 ways sanybox
- Shower head Ø25 cm
- Wall shower arm

Dedal kit thermostatique de douche mural

- Thermostatique de douche push horizontal mural 2 voies
- sanybox thermostatique push horizontal de douche mural 2 voies
- Douche de tête Ø25 cm
- Bras de douche mural

Dedal



Rociador acero inoxidable 2mm
2mm stainless steel shower head
Douche de tête acier inoxydable
2mm



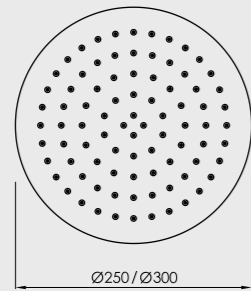
Limitador de caudal
Flow restrictor
Limiteur de débit



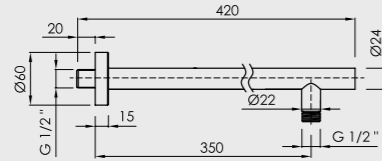
Tetinas antical
Anti-limescale nozzles
Tétines anti-calcaire



Ahorro de agua
Water saving
Économie de l'eau

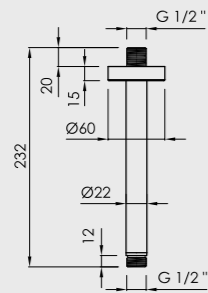


mm



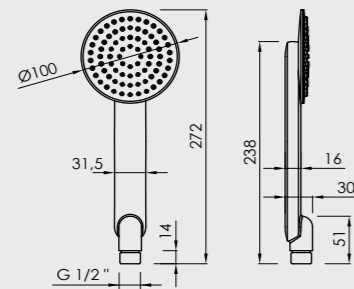
Latón
Brass
Laiton

mm



Latón
Brass
Laiton

mm



Teleducha de latón
Brass hand shower
Douchette à main en laiton



Tetinas antical
Anti-limescale nozzles
Tétines anti-calcaire



Limitador de caudal
Flow restrictor
Limiteur de débit



Ahorro de agua
Water saving
Économie de l'eau

mm




Flexo 1,5 m trenzado
1,5 m braided hose
Flexible 1,5 m tresse



Sistema anti-torsión
Anti-twist
Système anti-torsion

Rociador de ducha / Shower head / Douche de tête



ROC001CR

ROC001BM

ROC001RM

ROC001RG



Ø25 cm

ROC00130CR

ROC00130BM


ROC00130RM

ROC00130RG



Ø30 cm

Brazo de ducha mural / Wall shower arm / Bras de douche mural

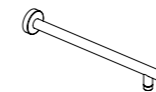


BRP00140CR

BRP00140BM

BRP00140RM

BRP00140RG



Brazo de ducha a techo / Ceiling shower arm / Bras de douche au plafond



BRT00120CR


BRT00120BM

BRT00120RM

BRT00120RG



Teleducha / Hand shower / Douchette



TEL005CR


TEL005BM

TEL005RM

TEL005RG



Flexo de ducha textil / Grey textile flexible hose / Flexible de douche en textile



FLE005CR

FLE005BM

FLE005RM

FLE005RG



Loop

Loop K




Loop



Loop K



Loop



Loop K



Loop



Monomando
Single lever
Mitigeur




MNO001BG
Brushed Gold



Loop K



Monomando
Single lever
Mitigeur



Loop
Loop K



MNO011NBNB
Nickel Brushed



Loop



Monomando
Single lever
Mitigeur



MEN001R18CR
Chrome
MEN000

Loop
Loop.k

Loop K




MEN011S18MGMG
Metal Gun
MEN000

Loop



Termostática
Thermostatic mixer
Thermostatique



TH2D001NB
Nickel Brushed




ROC00130BM
BRP00140BM
TH2D001BMS
Black Matt

Loop



Monomando
Single lever
Mitigeur



BRP0014BG
Brushed Gold
ROC001BG



MH2D001BG
Brushed Gold
MH2000



Loop



Termostática
Thermostatic mixer
Thermostatique



COTE001RG
Brushed Rose Gold

Loop K



Progressiva
Progressive
Progressive



BNEX01BGBG
Brushed Gold



Loop



Progressiva
Progressive
Progressive



BNEX001BM
Black matt

Loop



Monomando
Single lever
Mitigeur




BNBB001MG
Metal Gun

Loop



Monomando
Single lever
Mitigeur



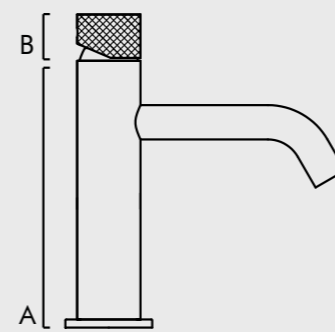
BNCA001BG
MH2D001BG
Brushed Gold
MH2000

Loop K



MNO011NBBG
 Nickel Brushed-Brushed Gold
 MOA011MGRG
 Metal Gun-Brushed Rose Gold
 MNO011BGMG
 Brushed Gold-Metal Gun

Mix & Match



CR
 Cromo brillo
 Chrome plate
 Chrome



BM
 Negro mate
 Black matt
 Noir mat




MG
 Metal gun
 Metal gun
 Metal gun



NB
 Niquel cepillado
 Nickel brushed
 Nickel brossé



BG
 Oro cepillado
 Brushed gold
 Or brossé



RG
 Oro rosa cepillado
 Brushed rose gold
 Or rose brossé

Loop



Monomando de lavabo
Basin mixer
Mitigeur de lavabo
p. 109



Monomando alto de lavabo
High basin mixer
Mitigeur haut de lavabo
p. 109



Monomando de bidé
Bidet mixer
Mitigeur de bidet
p. 109



Grifería de pie para bañera
Freestanding faucet for bathtub
Robinetterie sur pied pour baignoire
p. 115



Monomando borde bañera
Deck mounted mixer for bathtub
au bord pour baignoire
p. 115



Monomando de lavabo mural
Wall-mounted basin mixer
Mitigeur de lavabo mural
p. 111



sanybox para monomando de lavabo mural
Wall-mounted basin mixer **sanybox**
sanybox pour mitigeur de lavabo mural
p. 111




Monomando exento de lavabo mural
Freestanding basin mixer
Mitigeur sur pied de lavabo
p. 113



Caño de bañera mural
Wall-mounted bathtub spout
Canon mural pour baignoire
p. 117



Monomando de ducha mural horizontal de 2 vías
Wall-mounted horizontal shower mixer 2 ways
Melangeur de douche mural horizontal 2 voies
p. 117



sanybox para monomando horizontal 2 vías mural
Horizontal wall-mounted mixer 2 ways **sanybox**
sanybox pour mitigeur horizontal 2 voies mural
p. 117



Monomando para bidé-WC mural
Wall-mounted bidet-WC mixer
Mitigeur bidet-WC mural
p. 113



Caño de bañera mural
Wall-mounted bathtub spout
Canon mural pour baignoire
p. 119



New
Termostático de ducha mural horizontal de 2-3 vías
Horizontal wall-mounted shower thermostatic 2-3 ways
Thermostatique de douche mural horizontal 2-3 voies
p. 119



New
sanybox para termostático horizontal 2-3 vías mural
Horizontal wall-mounted thermostatic mixer 2-3 ways **sanybox**
sanybox pour thermostatique mural horizontal 2-3 voies
p. 127

Loop



Monomando exterior para ducha
Exposed shower mixer
Mitigeur mecanique de douche
exterieur
p. 121




Monomando exterior para baño-
ducha
Exposed bath-shower mixer
Mitigeur mecanique de bain-douche
exterieur
p. 121



Columna de ducha monomando
Mixer shower column
Colonne de douche mitigeur
mecanique
p. 123



Monomando de ducha mural
horizontal de 2 vías
Horizontal wall-mounted shower mixer
2 ways
Mitigeur mecanique de douche mural
horizontal 2 voies
p. 127



sanybox para monomando horizontal
2 vías mural
Horizontal wall-mounted mixer 2 ways
sanybox
sanybox pour mitigeur mecanique
horizontal 2 voies mural
p. 127



Termostático exterior para ducha
Exposed shower thermostatic mixer
Thermostatique de douche exterieur
p. 125



Termostático exterior para baño-
ducha
Exposed bath-shower thermostatic
mixer
Thermostatique de bain-douche
exterieur
p. 125



Columna de ducha termostática
Thermostatic shower column
Colonne de douche
thermostatique
p. 123

New



Termostático mural horizontal de 2-3
vías
Horizontal wall-mounted thermostatic
2-3 ways
Thermostatique mural horizontal 2-3
voies
p. 127

New



sanybox para termostático horizontal
2-3 vías mural
Horizontal wall-mounted shower
thermostatic mixer 2-3 ways **sanybox**
sanybox pour thermostatique de
douche mural horizontal 2-3 voies
p. 127


Loop



New



New



Loop kit monomando mural ducha + rociador + teleducha
 Loop kit wall-mounted shower mixer + shower head + hand shower
 Loop kit mitigeur mecanique mecanisme de douche mural + douche de tête + douchette
 p. 129

Loop kit termoestático mural ducha + rociador + teleducha
 Loop kit wall-mounted thermostatic shower mixer + shower head + hand shower
 Loop kit thermostatique de douche mural + douche de tête + douchette
 p. 129

Loop kit monomando de ducha mural horizontal + rociador + teleducha
 Loop kit wall-mounted horizontal shower mixer + shower head + hand shower
 Loop kit mitigeur mecanique de douche mural horizontal + douche de tête + douchette
 p. 131

Loop kit termostático de ducha mural horizontal + rociador + teleducha
 Loop kit wall-mounted horizontal shower thermostatic + shower head + hand shower
 Loop kit thermostatique de douche mural horizontal + douche de tête + douchette
 p. 131

Rociador de ducha
 Shower head
 Douche de tête
 p. 137

Brazo de ducha mural
 Wall shower arm
 Bras de douche mural
 p. 137

Brazo de ducha a techo
 Ceiling shower arm
 Bras de douche au plafond
 p. 137



Monomando ducha mural 1 vía
 Wall-mounted shower mixer 1 way
 Mitigeur mecanique de douche mural 1 voie
 p. 133

sanybox para monomando de ducha mural 1 vía
 Wall-mounted shower mixer 1 way **sanybox**
sanybox pour mitigeur mecanique de douche mural 1 voie
 p. 133

Monomando de ducha mural 2 vías
 Wall-mounted shower mixer 2 ways
 Mitigeur mecanique de douche mural 2 voies
 p. 133

sanybox para monomando de ducha mural 2 vías
 Wall-mounted shower mixer 2 way **sanybox**
sanybox pour mitigeur mecanique de douche mural 2 voies
 p. 133

Barra de ducha deslizante metálica
 Metal sliding shower bar
 Barre de douche coulissante metallique
 p. 139

Teleducha
 Hand shower
 Douchette
 p. 139

Flexo de ducha PVC
 PVC Flexible hose
 Flexible de douche PVC
 p. 139

Flexo de ducha silicona
 Silicon Flexible hose
 Flexible de douchesilicone
 p. 139



Termostático de ducha mural 1-2-3 vías
 Wall-mounted shower thermostatic mixer 1-2-3 ways
 Thermostatique de douche mural 1-2-3 voies
 p. 135

sanybox para termostático de ducha mural 1 vía
 Wall-mounted shower thermostatic mixer 1 way **sanybox**
sanybox pour thermostatique de douche mural 1voie
 p. 135

sanybox para termostático de ducha mural 2-3 vías
 Wall-mounted shower thermostatic mixer 2-3 ways **sanybox**
sanybox pour thermostatique de douche mural 2-3 voies
 p. 135

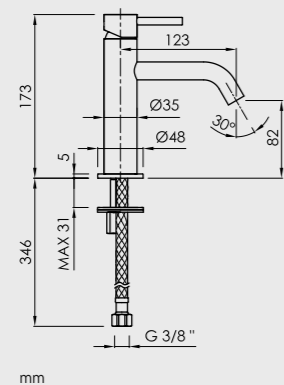
Soporte de teleducha a pared fijo
 Hand shower fixed wall support
 Support mural fixe pour douchette
 p. 141

Soporte de teleducha a pared orientable
 Hand shower swivel wall support
 Support mural pivotant pour douchette
 p. 141

Soporte de teleducha con toma de agua a pared fijo
 Hand shower fixed wall support with water outlet
 Support mural fixe pour douchette avec sortie
 p. 141

Toma de agua mural
 Wall shower outlet
 Coude de sortie mural
 p. 141

Loop



mm



Apertura en frío
Cold open
Ouverture en eau froide



Ahorro de energía
Energy saving
Économie d'énergie



Aireador NEOPERL®
NEOPERL® aerator
Mousseur NEOPERL®



Para válvula click clack
For pop-up waste
Pour bonde click-clack



Válvula no incluida
Waste not included
Bonde non incluse



Caudal a 3 BAR 4,7 l/m
Flow rate at 3 BAR 4,7 l/m
Débit à 3 BAR 4,7 l/m



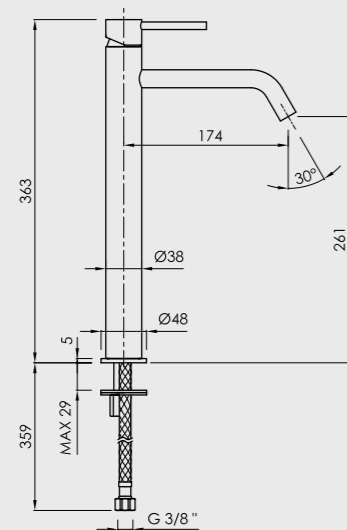
Ahorro de agua
Water saving
Économie de l'eau



Cartucho SEDAL®
SEDAL® cartridge
Cartouche SEDAL®



Latiguillos TUCAI®
TUCAI® hoses
Flexible TUCAI®



mm



Apertura en frío
Cold open
Ouverture en eau froide



Ahorro de energía
Energy saving
Économie d'énergie



Aireador NEOPERL®
NEOPERL® aerator
Mousseur NEOPERL®



Para válvula click clack
For pop-up waste
Pour bonde click-clack



Válvula no incluida
Waste not included
Bonde non incluse



Caudal a 3 BAR 4,7 l/m
Flow rate at 3 BAR 4,7 l/m
Débit à 3 BAR 4,7 l/m



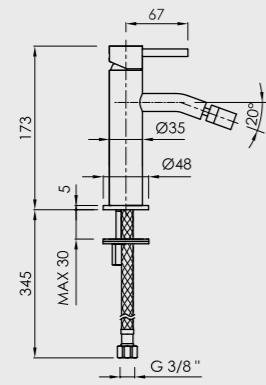
Ahorro de agua
Water saving
Économie de l'eau



Cartucho SEDAL®
SEDAL® cartridge
Cartouche SEDAL®



Latiguillos TUCAI®
TUCAI® hoses
Flexible TUCAI®



mm



Apertura en frío
Cold open
Ouverture en eau froide



Ahorro de energía
Energy saving
Économie d'énergie



Aireador orientable NEOPERL®
NEOPERL® adjustable aerator
Mousseur réglable NEOPERL®



Para válvula click clack
For pop-up waste
Pour bonde click-clack



Válvula no incluida
Waste not included
Bonde non incluse



Caudal a 3 BAR 4,7 l/m
Flow rate at 3 BAR 4,7 l/m
Débit à 3 BAR 4,7 l/m



Ahorro de agua
Water saving
Économie de l'eau




Cartucho SEDAL®
SEDAL® cartridge
Cartouche SEDAL®



Latiguillos TUCAI®
TUCAI® hoses
Flexible TUCAI®

Monomando de lavabo / Basin mixer / Mitigeur mecanique de lavabo



CR

BM

MG

NB

BG

RG

MNO001CR

MNO001BM

MNO001MG


MNO001NB

MNO001BG

MNO001RG



Monomando alto de lavabo / High basin mixer / Mitigeur mecanique haut de lavabo



CR

BM

MG

NB

BG

RG

MOA001CR

MOA001BM

MOA001MG


MOA001NB

MOA001BG

MOA001RG



Monomando de bidé / Bidet mixer / Mitigeur mecanique de bidet



CR

BM

MG

NB

BG

RG

MBD001CR

MBD001BM

MBD001MG

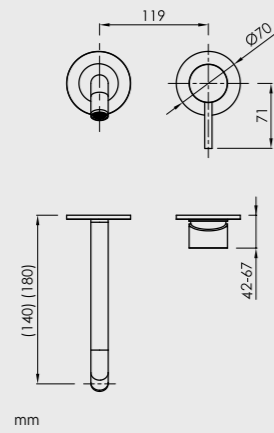
MBD001NB

MBD001BG

MBD001RG



Loop



Apertura en frío
Cold open
Ouverture en eau froide



Ahorro de energía
Energy saving
Économie d'énergie



Aireador NEOPERL®
NEOPERL® aerator
Mousseur NEOPERL®



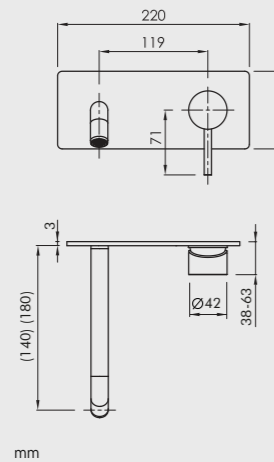
Caudal a 3 BAR 4,7 l/m
Flow rate at 3 BAR 4,7 l/m
Débit à 3 BAR 4,7 l/m



Ahorro de agua
Water saving
Économie de l'eau



Cartucho KEROX
KEROX cartridge
Cartouche KEROX



Apertura en frío
Cold open
Ouverture en eau froide



Ahorro de energía
Energy saving
Économie d'énergie



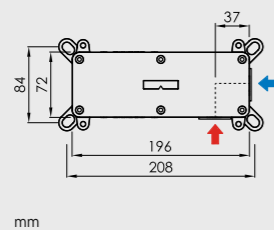
Aireador NEOPERL®
NEOPERL® aerator
Mousseur NEOPERL®



Caudal a 3 BAR 4,7 l/m
Flow rate at 3 BAR 4,7 l/m
Débit à 3 BAR 4,7 l/m



Ahorro de agua
Water saving
Économie de l'eau



Cuerpo encastre universal
Universal concealed body
Corps d'encastrement universel



Ahorro de energía
Energy saving
Économie d'énergie



Cartucho KEROX
KEROX cartridge
Cartouche KEROX




Apertura en frío
Cold open
Ouverture en eau froide



Conexiones 1/2" hembra latón
Connections 1/2" female brass
Raccordements 1/2" laiton femelle

Monomando de lavabo mural / Wall-mounted basin mixer / Mitigeur mécanique de lavabo mural




MEN001R18CR MEN001R18BM MEN001R18MG MEN001R18NB MEN001R18BG MEN001R18RG



MEN001R14CR MEN001R14BM MEN001R14MG MEN001R14NB MEN001R14BG MEN001R14RG



Monomando de lavabo mural / Wall-mounted basin mixer / Mitigeur mécanique de lavabo mural



MEN001S18CR MEN001S18BM MEN001S18MG MEN001S18NB MEN001S18BG MEN001S18RG



MEN001S14CR MEN001S14BM MEN001S14MG MEN001S14NB MEN001S14BG MEN001S14RG



sanybox para monomando lavabo mural / Wall-mounted basin mixer sanybox / sanybox pour Mitigeur mécanique de lavabo mural



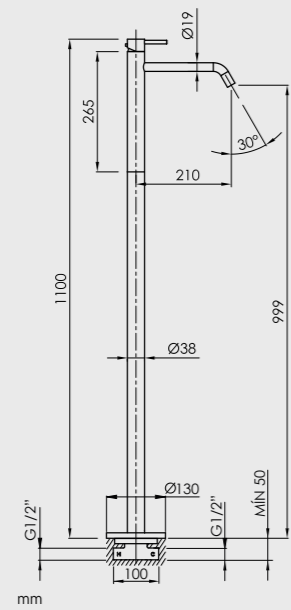
MEN000

* Las griferías murales contemplan solo la parte externa, el pedido debe acompañarse con el cuerpo de empotrar **sanybox** correspondiente.

* Wall-mounted faucets only include the external part, the order must be accompanied by the corresponding concealed body **sanybox**.

* Les robinets muraux ne sont que pour la partie extérieure, la commande doit être accompagnée du corps encastré **sanybox** correspondant.

Loop



Apertura en frío
Cold open
Ouverture en eau froide



Ahorro de energía
Energy saving
Economie d'énergie



Aireador NEOPERL®
NEOPERL® aerator
Mousseur NEOPERL®



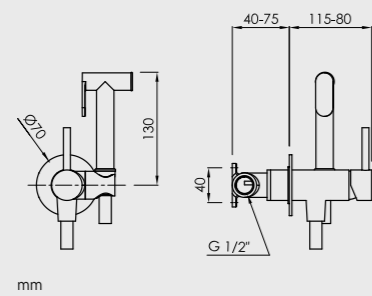
Caudal a 3 BAR 4,7 l/m
Flow rate at 3 BAR 4,7 l/m
Débit à 3 BAR 4,7 l/m



Ahorro de agua
Water saving
Economie de l'eau



Cartucho SEDAL®
SEDAL® cartridge
Cartouche SEDAL®



Monomando
Mixer
Mitigeur




Caudal a 3 BAR 7 l/min
Flow rate at 3 BAR 7 l/min
Débit à 3 BAR 7 l/min

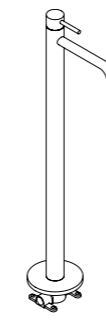


Flexo 1 m PVC
1 m PVC hose
Flexible 1 m PVC


Monomando exento de lavabo / Freestanding basin mixer / Mitigeur mecanique sur pied de lavabo



MEX001CR MEX001BM MEX001MG MEX001NB MEX001BG MEX001RG

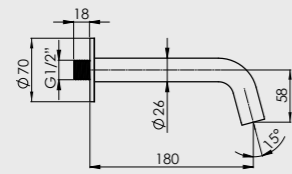


Monomando para bidé-WC mural / Wall-mounted bidet-WC mixer / Mitigeur mecanique bidet-WC mural



WCSH001CR WCSH001BM WCSH001MG WCSH001NB WCSH001BG WCSH001RG

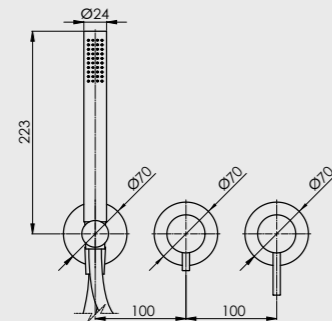
Loop



mm



Aireador NEOPERL®
NEOPERL® aerator
Mousseur NEOPERL®



mm



Monomando
Mixer
Mitigeur



Teleducha de latón
Brass hand shower
Douchette à main en laiton



Flejo 1,5 m
1,5 m hose
Flexible 1,5 m



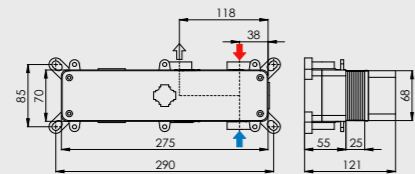
2 vias
2 ways
2 voies



Limitador de caudal
Flow restrictor
Limiteur de débit



Ahorro de agua
Water saving
Économie de l'eau



mm



Cuerpo encastre universal
Universal concealed body
Corps d'encastrement universel



Monomando
Mixer
Mitigeur



2 vias
2 ways
2 voies



Cartucho SEDAL®
SEDAL® cartridge
Cartouche SEDAL®



Caudal 19,1 l/min a 3 BAR
Flow rate 19,1 l/min at 3 BAR
Débit 19,1 l/min à 3 BAR




Caudal a 3 BAR 22,8 l/min
Flow rate at 3 BAR 22,8 l/min
Débit à 3 BAR 22,8 l/min



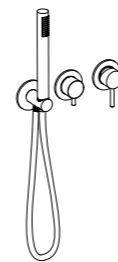


Conexiones 3/4" hembra latón
Connections 3/4" female brass
Raccordements 3/4" laiton femelle

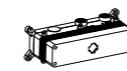
Caño de bañera mural / Wall-mounted bathtub spout / Canon mural pour baignoire



Monomando ducha mural horizontal de 2 vias / Wall-mounted shower mixer 2 ways / Mitigeur mecanique de douche mural 2 voies



sanybox para monomando horizontal 2 vias mural / Horizontal wall-mounted mixer 2 way **sanybox** / **sanybox** pour mitigeur mecanique horizontal 2 voies mural



MH2000

* Las griferías murales contemplan solo la parte externa, el pedido debe acompañarse con el cuerpo de empotrar **sanybox** correspondiente.

* Wall-mounted faucets only include the external part, the order must be accompanied by the corresponding concealed body **sanybox**.

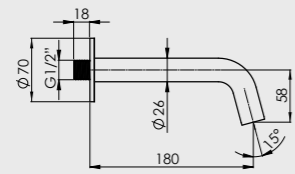
* Les robinets muraux ne sont que pour la partie extérieure, la commande doit être accompagnée du corps encastré **sanybox** correspondant.

** El caño de bañera es independiente de la **sanybox** MH2000. Para crear una batería mural de bañera completa, el caño se puede alimentar de la salida libre de la **sanybox** MH2000.

** The bath spout is independent from the **sanybox** MH2000. To create a complete bathtub wall-mounted battery, the spout can be fed from free outlet of **sanybox** MH2000.

** Le bec de baignoire est indépendant du **sanybox** MH2000. Pour créer un serpentin mural complet de baignoire, le bec peut être alimenté depuis la sortie libre de la **sanybox** MH2000.

Loop

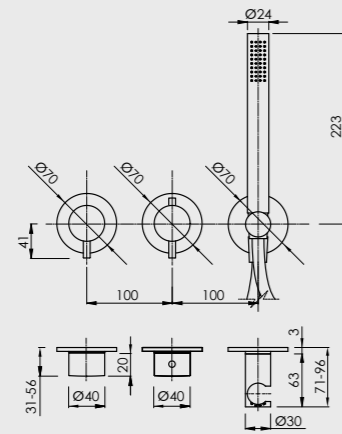


mm



Aireador NEOPERL®
NEOPERL® aerator
Mousseur NEOPERL®

New



mm



Mezclador termostático
Thermostatic mixer
Melangeur thermostatique



Teleducha de latón
Brass hand shower
Douchette à main en laiton



Limitador de caudal
Flow restrictor
Limiteur de débit



Cartucho termostático VERNET®
VERNET® thermostatic cartridge
Cartouche thermostatique VERNET®



2-3 vías
2-3 ways
2-3 voies



Flexo 1,5 m
1,5 m hose
Flexible 1,5 m

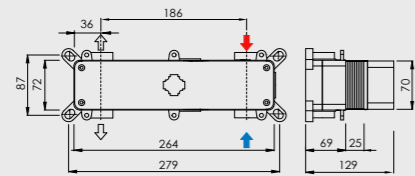


Sistema anti-torsión
Anti-twist
Système anti-torsion



Antirretornos NEOPERL®
NEOPERL® check valves
Anti-retours NEOPERL®

New



mm



Cuerpo encastre universal
Universal concealed body
Corps d'encastrement universel



Mezclador termostático
Thermostatic mixer
Melangeur thermostatique



2-3 vías
2-3 ways
2-3 voies



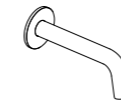
Caudal a 3 BAR 8,7 l/min
Flow rate at 3 BAR 8,7 l/min
Débit à 3 BAR 8,7 l/min




Caudal a 3 BAR 27 l/min
Flow rate at 3 BAR 27 l/min
Débit à 3 BAR 27 l/min





Conexiones 3/4" hembra latón
Connections 3/4" female brass
Raccordements 3/4" laiton femelle



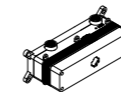
Caño de bañera mural / Wall-mounted bathtub spout / Canon mural pour baignoire



Termostático de ducha mural horizontal de 2-3 vías / Horizontal wall-mounted shower mixer 2-3 ways / Thermostatique de douche mural horizontal 2-3 voies



sanybox para termostático horizontal 2-3 vías mural / Horizontal wall-mounted thermostatic mixer 2-3 ways / sanybox pour thermostatique mural horizontal 2-3 voies



TH2000

* Las griferías murales contemplan solo la parte externa, el pedido debe acompañarse con el cuerpo de empotrar **sanybox** correspondiente.

* Wall-mounted faucets only include the external part, the order must be accompanied by the corresponding concealed body **sanybox**.

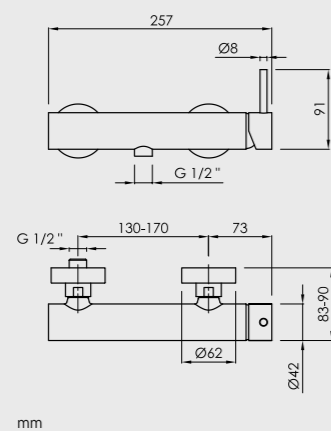
* Les robinets muraux ne sont que pour la partie extérieure, la commande doit être accompagnée du corps encastré **sanybox** correspondant.

** El caño de bañera es independiente de la **sanybox** TH2000. Para crear una batería mural de bañera completa, el caño se puede alimentar de la salida libre de la **sanybox** TH2000.

** The bath spout is independent from the **sanybox** TH2000. To create a complete bathtub wall-mounted battery, the spout can be fed from free outlet of **sanybox** TH2000.

** Le bec de baignoire est indépendant du **sanybox** TH2000. Pour créer un serpentin mural complet de baignoire, le bec peut être alimenté depuis la sortie libre de la **sanybox** TH2000.

Loop



Monomando Mixer Mitigeur



Teleducha de latón Brass hand shower Douchette à main en laiton



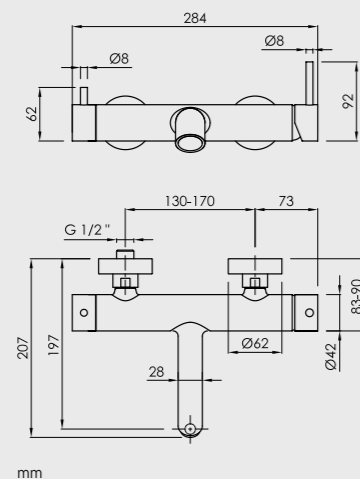
Cartucho SEDAL® SEDAL® cartridge Cartouche SEDAL®



Limitador de caudal Flow restrictor Limiteur de débit



Flexo 1,5 m 1,5 m hose Flexible 1,5 m



Monomando Mixer Mitigeur



Aireador NEOPERL® NEOPERL® aerator Mousseur NEOPERL®



Cartucho SEDAL® SEDAL® cartridge Cartouche SEDAL®



Caudal a 3 BAR 22,7 l/min Flow rate at 3 BAR 22,7 l/min Débit à 3 BAR 22,7 l/min



Limitador de caudal Flow restrictor Limiteur de débit




Flexo 1,5 m 1,5 m hose Flexible 1,5 m



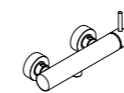
Teleducha de latón Brass hand shower Douchette à main en laiton

Monomando exterior para ducha / Exposed shower mixer / Mitigeur mecanique de douche exterior



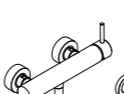
MDU001CR MDU001BM MDU001MG MDU001NB MDU001BG MDU001RG

sin kit teleducha without Hand shower kit sans kit douchette




MDU001CRK MDU001BMK MDU001MGK MDU001NBK MDU001BGK MDU001RGK

con kit teleducha with Hand shower kit avec kit douchette



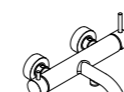
MDU001CRKS MDU001BMKS MDU001MGKS MDU001NBKS MDU001BGKS MDU001RGKS

Monomando exterior para baño ducha / Exposed bath-shower mixer / Mitigeur mecanique de bain-douche exterior




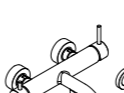
MDB001CR MDB001BM MDB001MG MDB001NB MDB001BG MDB001RG

sin kit teleducha without Hand shower kit sans kit douchette



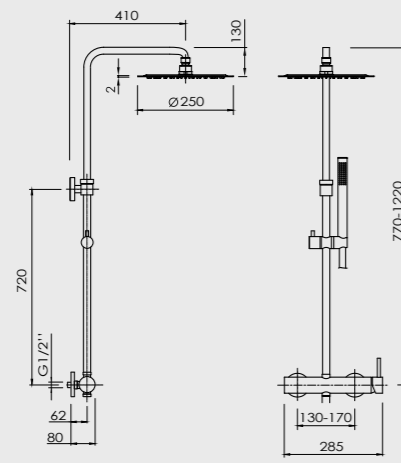
MDB001CRK MDB001BMK MDB001MGK MDB001NBK MDB001BGK MDB001RGK

con kit teleducha with Hand shower kit avec kit douchette



MDB001CRKS MDB001BMKS MDB001MGKS MDB001NBKS MDB001BGKS MDB001RGKS

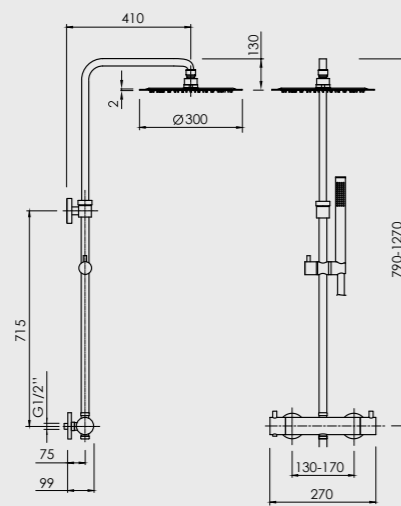
Loop



mm

- Monomando
Mixer
Mitigeur
- Rociador acero inoxidable 2mm
2mm stainless steel shower head
Douhe de tête acier inoxydable 2mm
- Cartucho SEDAL®
SEDAL® cartridge
Cartouche SEDAL®
- Altura regulable
Adjustable height
Hauteur réglable
- Soporte deslizante y orientable
Sliding and adjustable support
Support coulissant et pivotant

- Limitador de caudal
Flow restrictor
Limiteur de débit
- Limitador de caudal
Flow restrictor
Limiteur de débit
- Ahorro de agua
Water saving
Economie de l'eau
- Teleducha de latón
Brass hand shower
Douchette à main en laiton
- Flexo 1,5 m PVC
1,5 m PVC hose
Flexible 1,5 m PVC



mm

- Mezclador termostático
Thermostatic mixer
Mélangeur thermostatique
- Rociador acero inoxidable 2mm
2mm stainless steel shower head
Douhe de tête acier inoxydable 2mm
- Cartucho termostático VERNET®
VERNET® thermostatic cartridge
Cartouche thermostatique VERNET®
- Altura regulable
Adjustable height
Hauteur réglable
- Soporte deslizante y orientable
Sliding and adjustable support
Support coulissant et pivotant

- Limitador de caudal
Flow restrictor
Limiteur de débit
- Limitador de caudal
Flow restrictor
Limiteur de débit
- Ahorro de agua
Water saving
Économie de l'eau
- Teleducha de latón
Brass hand shower
Douchette à main en laiton
- Flexo 1,5 m PVC
1,5 m PVC hose
Flexible 1,5 m PVC

Columna de ducha monomando / Mixer shower column / Colonne de douche mitigeur mecanique mecanique



COMO001CR

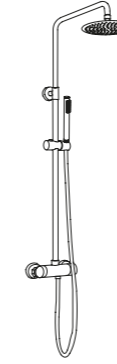
COMO001BM

COMO001MG


COMO001NB

COMO001BG

COMO001RG



Columna de ducha termostática / Thermostatic shower column / Colonne de douche thermostatique



COTE001CR

COTE001BM

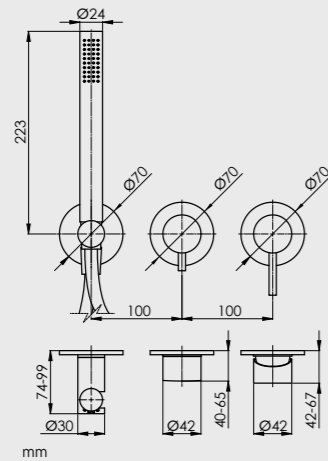
COTE001MG

COTE001NB

COTE001BG

COTE001RG

Loop



Monomando Mixer Mitigeur



Teleducha de latón Brass hand shower Douchette à main en laiton



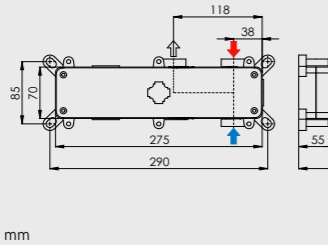
Flexo 1,5 m 1,5 m hose Flexible 1,5 m



2 vías 2 ways 2 voies



Limitador de caudal Flow restrictor Limiteur de débit



Cuerpo encastre universal Universal concealed body Corps d'encastrement universel



Monomando Mixer Mitigeur



2 vías 2 ways 2 voies



Cartucho SEDAL® SEDAL® cartridge Cartouche SEDAL®



Mezclador termostático Thermostatic mixer Melangeur thermostatique



Teleducha de latón Brass hand shower Douchette à main en laiton



Antirretornos NEOPERL® NEOPERL® check valves Anti-retours NEOPERL®



Limitador de caudal Flow restrictor Limiteur de débit

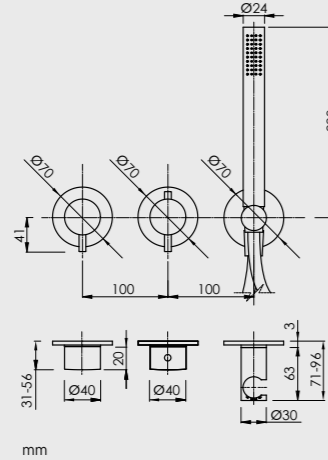


Caudal a 3 BAR 22.8 l/min Flow rate at 3 BAR 22.8 l/min Débit à 3 BAR 22.8 l/min



Conexiones 3/4" hembra latón Connections 3/4" female brass Raccordements 3/4" laiton femelle

New



2-3 vías 2-3 ways 2-3 voies



Flexo 1,5 m 1,5 m hose Flexible 1,5 m



Sistema anti-torsión Anti-twist Système anti-torsion



2-3 vías 2-3 ways 2-3 voies

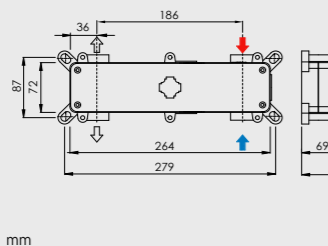


Flexo 1,5 m 1,5 m hose Flexible 1,5 m



Sistema anti-torsión Anti-twist Système anti-torsion

New



Cuerpo encastre universal Universal concealed body Corps d'encastrement universel



Mezclador termostático Thermostatic mixer Melangeur thermostatique



2-3 vías 2-3 ways 2-3 voies



Cartucho termostático VERNET® VERNET® thermostatic cartridge Cartouche thermostatique VERNET®



Limitador de caudal Flow restrictor Limiteur de débit




Caudal a 3 BAR 27 l/min Flow rate at 3 BAR 27 l/min Débit à 3 BAR 27 l/min




Conexiones 3/4" hembra latón Connections 3/4" female brass Raccordements 3/4" laiton femelle

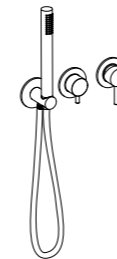
Monomando de ducha mural horizontal de 2 vías / Wall-mounted shower mixer 2 ways / Mitigeur mecanique de douche mural 2 voies



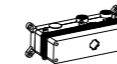
CR BM MG NB BG RG
MH2D001CR MH2D001BM MH2D001MG MH2D001NB MH2D001BG MH2D001RG



CR BM MG NB BG RG
MH2D001CRS MH2D001BMS MH2D001MGs MH2D001NBS MH2D001BGS MH2D001RGS




sanybox para monomando horizontal 2 vías mural / Horizontal wall-mounted mixer 2 way sanybox / sanybox pour mitigeur mecaniquer horizontal 2 voies mural




230 €

Termostático de ducha mural horizontal de 2-3 vías / Horizontal wall-mounted shower mixer 2-3 ways / Thermostatique de douche mural horizontal 2-3 voies



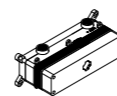
CR BM MG NB BG RG
TH2D001CR TH2D001BM TH2D001MG TH2D001NB TH2D001BG TH2D001RG



CR BM MG NB BG RG
TH2D001CRS TH2D001BMS TH2D001MGs TH2D001NBS TH2D001BGS TH2D001RGS



sanybox para termostático horizontal 2-3 vías mural
Horizontal wall-mounted thermostatic mixer 2-3 ways sanybox
sanybox pour thermostatique mural horizontal 2-3 voies



TH2000

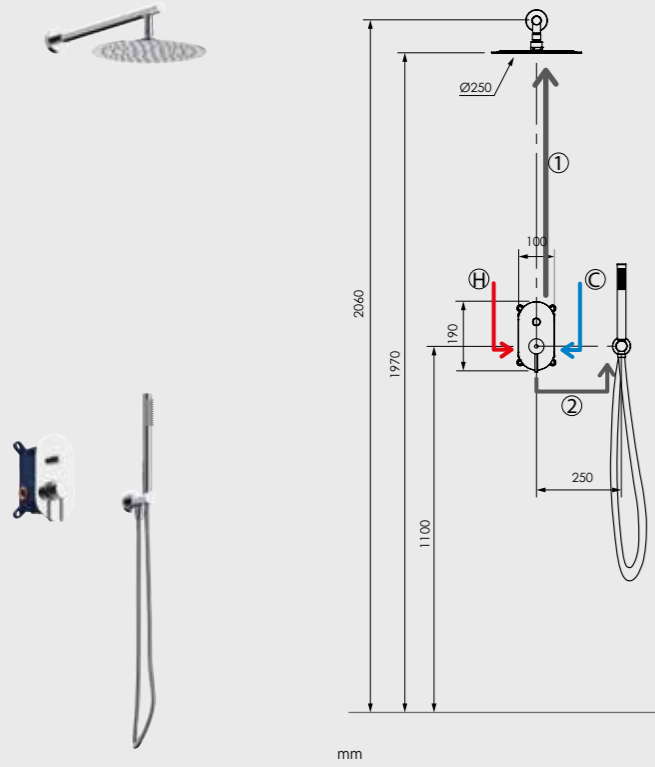
333 €

* Las griferías murales contemplan solo la parte externa, el pedido debe acompañarse con el cuerpo de empotrar sanybox correspondiente.

* Wall-mounted faucets only include the external part, the order must be accompanied by the corresponding concealed body sanybox.

* Les robinets muraux ne sont que pour la partie extérieure, la commande doit être accompagnée du corps encastré sanybox correspondant.

Loop

















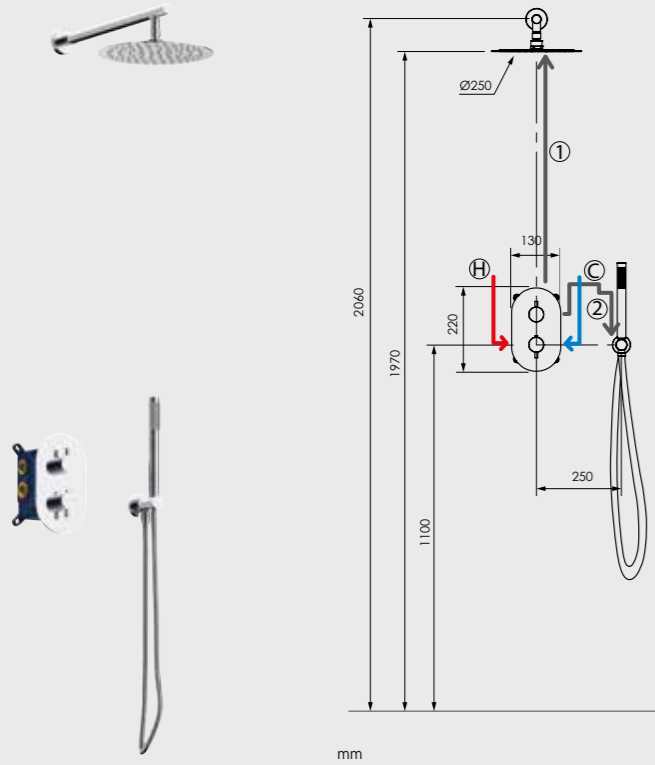
H Conexión caliente
Hot connection
Connexion chaude

C Conexión fría
Cold connection
Connexion froide

1 Salida 1
Exit 1
Sortie 1

2 Salida 2
Exit 2
Sortie 2

-  Cuerpo encastre universal
Universal concealed body
Corps d'encastrement universel
-  2 vías
2 ways
2 voies
-  Monomando
Mixer
Mitigeur
-  Conexiones 1/2" hembra latón
Connections 1/2" female brass
Raccordements 1/2" laiton femelle
-  Cartucho SEDAL
SEDAL cartridge
Cartouche SEDAL
-  Limitador de caudal
Flow restrictor
Limiteur de débit
-  Rociador acero inoxidable 2mm
2mm stainless steel shower head
Douche de tête acier inoxydable 2mm
-  Limitador de caudal
Flow restrictor
Limiteur de débit
-  Tetinas antical
Anti-limescale nozzles
Tétines anti-calcaire
-  Ahorro de agua
Water saving
Économie de l'eau
-  Latón
Brass
Laiton
-  Teleducha de latón
Brass hand shower
Douchette à main en laiton
-  Flexo 1,5 mT
1,5 m hose
Flexible 1,5 mT
-  Sistema anti-torsión
Anti-twist
Système anti-torsion



H Conexión caliente
Hot connection
Connexion chaude


C Conexión fría
Cold connection
Connexion froide

1 Salida 1
Exit 1
Sortie 1

2 Salida 2
Exit 2
Sortie 2

-  Cuerpo encastre universal
Universal concealed body
Corps d'encastrement universel
-  2 y 3 vías
2 & 3 ways
2 et 3 voies
-  Mezclador termostático
Thermostatic mixer
Melangeur thermostatique
-  Conexiones 1/2" hembra latón
Connections 1/2" female brass
Raccordements 1/2" laiton femelle
-  Cartucho termostático VERNET®
VERNET® thermostatic cartridge
Cartouche thermostatique VERNET®
-  Limitador de caudal
Flow restrictor
Limiteur de débit
-  Rociador acero inoxidable 2mm
2mm stainless steel shower head
Douche de tête acier inoxydable 2mm
-  Limitador de caudal
Flow restrictor
Limiteur de débit
-  Tetinas antical
Anti-limescale nozzles
Tétines anti-calcaire
-  Ahorro de agua
Water saving
Économie de l'eau
-  Latón
Brass
Laiton
-  Teleducha de latón
Brass hand shower
Douchette à main en laiton
-  Flexo 1,5 m
1,5 m hose
Flexible 1,5 m
-  Sistema anti-torsión
Anti-twist
Système anti-torsion

Loop kit monomando mural ducha + rociador + teleducha Loop kit wall-mounted shower mixer + shower head + hand shower Loop kit mitigeur mecanique mecanique de douche mural + douche de tête + douchette



Loop kit monomando mural

- Monomando de ducha mural 2 vías
- **sanybox** para monomando de ducha mural 2 vías
- Rociador de ducha Ø25 cm
- Brazo de ducha mural
- Soporte fijo de teleducha con toma de agua a pared
- Teleducha
- Flexo de ducha


Loop kit wall-mounted shower mixer

- Wall-mounted shower mixer 2 ways
- Wall-mounted shower mixer 2 way **sanybox**
- Shower head Ø25 cm
- Wall shower arm
- Hand shower fixed wall support with water outlet
- Hand shower
- Flexible hose

Loop kit mitigeur de douche mural

- Mitigeur de douche mural 2 voies
- **sanybox** pour mitigeur de douche mural 2 voies
- Douche de tête Ø25 cm
- Bras de douche mural
- Support mural fixe pour douchette avec sortie
- Douchette
- Flexible de douche

Loop kit termostático mural ducha + rociador + teleducha Loop kit wall-mounted thermostatic shower mixer + shower head + hand shower Loop kit thermostatique de douche mural + douche de tête + douchette



Loop kit termostático mural

- Termostático de ducha mural 1-2-3 vías
- **sanybox** termostático de ducha mural 2-3 vías
- Rociador de ducha Ø25 cm
- Brazo de ducha mural
- Soporte fijo de teleducha con toma de agua a pared
- Teleducha
- Flexo de ducha

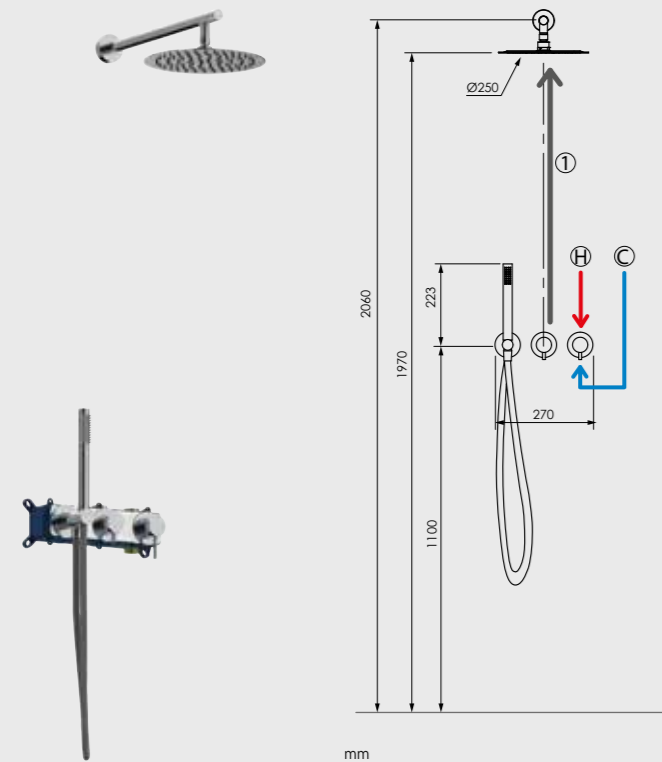
Loop kit wall-mounted thermostatic shower mixer

- Wall-mounted shower thermostatic 1-2-3 ways
- Wall-mounted shower thermostatic mixer 2-3 ways **sanybox**
- Shower head Ø25 cm
- Wall shower arm
- Hand shower fixed wall support with water outlet
- Hand shower
- Flexible hose

Loop kit thermostatique de douche mural

- Thermostatique de douche mural 1-2-3 voies
- **sanybox** thermostatique de douche mural 2-3 voies
- Douche de tête Ø25 cm
- Bras de douche mural
- Support mural fixe pour douchette avec sortie
- Douchette
- Flexible de douche

Loop



mm

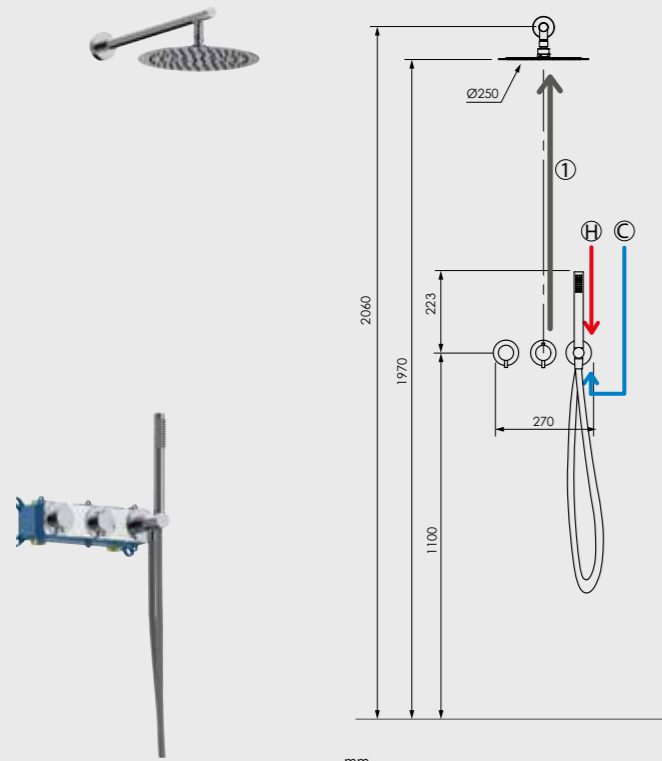
H Conexión caliente
Hot connection
Connexion chaude

C Conexión fría
Cold connection
Connexion froide

- | | | | |
|--|---|--|--|
| | Cuerpo encastre universal
Universal concealed body
Corps d'encastrement universel | | 2 vías
2 ways
2 voies |
| | Monomando
Mixer
Mitigeur | | Conexiones 1/2" hembra latón
Connections 1/2" female brass
Raccordements 1/2" laiton femelle |
| | Rociador acero inoxidable 2mm
2mm stainless steel shower head
Douche de tête acier inoxydable 2mm | | Limitador de caudal
Flow restrictor
Limiteur de débit |
| | Cartucho SEDAL
SEDAL cartridge
Cartouche SEDAL | | Limitador de caudal
Flow restrictor
Limiteur de débit |
| | Tetinas antical
Anti-limescale nozzles
Tétines anti-calcaire | | Ahorro de agua
Water saving
Economie de l'eau |
| | Latón
Brass
Laiton | | Teleducha de latón
Brass hand shower
Douchette à main en laiton |
| | Flexo 1,5 m
1,5 m hose
Flexible 1,5 m | | Sistema anti-torsión
Anti-twist
Système anti-torsion |

1 Salida 1
Exit 1
Sortie 1

2 Salida 2
Exit 2
Sortie 2



mm

H Conexión caliente
Hot connection
Connexion chaude


C Conexión fría
Cold connection
Connexion froide

- | | | | |
|--|---|--|--|
| | Cuerpo encastre universal
Universal concealed body
Corps d'encastrement universel | | 2 vías
2 ways
2 voies |
| | Mezclador termostático
Thermostatic mixer
Melangeur thermostatique | | Conexiones 1/2" hembra latón
Connections 1/2" female brass
Raccordements 1/2" laiton femelle |
| | Cartucho termostático VERNET®
VERNET® thermostatic cartridge
Cartouche thermostatique VERNET® | | Limitador de caudal
Flow restrictor
Limiteur de débit |
| | Rociador acero inoxidable 2mm
2mm stainless steel shower head
Douche de tête acier inoxydable 2mm | | Limitador de caudal
Flow restrictor
Limiteur de débit |
| | Tetinas antical
Anti-limescale nozzles
Tétines anti-calcaire | | Ahorro de agua
Water saving
Economie de l'eau |
| | Latón
Brass
Laiton | | Teleducha de latón
Brass hand shower
Douchette à main en laiton |
| | Flexo 1,5 m
1,5 m hose
Flexible 1,5 m | | Sistema anti-torsión
Anti-twist
Système anti-torsion |

1 Salida 1
Exit 1
Sortie 1

2 Salida 2
Exit 2
Sortie 2

Loop kit monomando mural horizontal ducha + rociador + teleducha Loop kit wall-mounted horizontal shower mixer + shower head + hand shower Loop kit mitigeur mecanique de douche mural horizontal + douche de tête + douchette



Loop kit monomando mural horizontal

- Monomando de ducha mural horizontal 2 vías
- **sanybox** para monomando de ducha mural 2 vías
- Rociador de ducha Ø25 cm
- Brazo de ducha mural


Loop kit wall-mounted horizontal shower mixer

- Wall-mounted horizontal shower mixer 2 ways
- Wall-mounted shower mixer 2 way **sanybox**
- Shower head Ø25 cm
- Wall shower arm

Loop kit mitigeur de douche mural horizontal

- Mitigeur de douche mural horizontal 2 voies
- **sanybox** pour mitigeur de douche mural 2 voies
- Douche de tête Ø25 cm
- Bras de douche mural

Loop kit termostático mural horizontal ducha + rociador + teleducha Loop kit wall-mounted horizontal shower thermostatic + shower head + hand shower Loop kit thermostatique de douche mural horizontal + douche de tête + douchette



Loop kit termostático mural horizontal

- Termostático de ducha mural horizontal 2 vías
- **sanybox** termostático horizontal de ducha mural 2 vías
- Rociador de ducha Ø25 cm
- Brazo de ducha mural

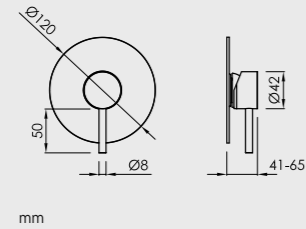
Loop kit wall-mounted horizontal thermostatic shower mixer

- Horizontal wall-mounted shower thermostatic 2 ways
- Horizontal wall-mounted shower thermostatic mixer 2 ways **sanybox**
- Shower head Ø25 cm
- Wall shower arm

Loop kit thermostatique de douche mural horizontal

- Thermostatique de douche mural horizontal 2 voies
- **sanybox** thermostatique de douche mural horizontal 2 voies
- Douche de tête Ø25 cm
- Bras de douche mural

Loop



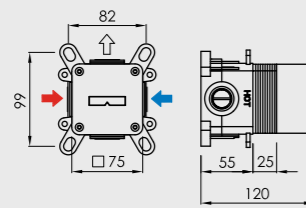
mm



Monomando
Mixer
Melangeur



1 vía
1 way
1 voie



mm



Cuerpo encastre universal
Universal concealed body
Corps d'encastrement universel



Caudal 26,2 l/min a 3 BAR
Flow rate 26,2 l/min at 3 BAR
Débit 26,2 l/min à 3 BAR



Monomando
Mixer
Melangeur



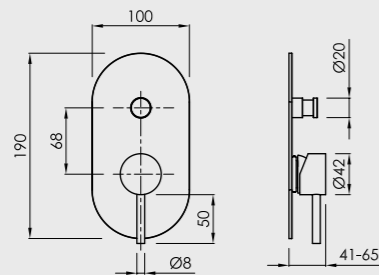
1 vía
1 way
1 voie



Cartucho SEDAL®
SEDAL® cartridge
Cartouche SEDAL®



Conexiones 1/2" hembra latón
Connections 1/2" female brass
Raccordements 1/2" laiton femelle



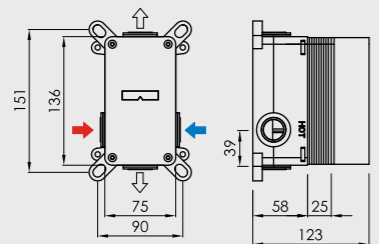
mm



Monomando
Mixer
Mitigeur



2 vías
2 ways
2 voies



mm



Cuerpo encastre universal
Universal concealed body
Corps d'encastrement universel



Caudal 20 l/min a 3 BAR
Flow rate 20 l/min at 3 BAR
Débit 20 l/min à 3 BAR



Monomando
Mixer
Mitigeur



2 vías
2 ways
2 voies




Cartucho SEDAL®
SEDAL® cartridge
Cartouche SEDAL®



Conexiones 1/2" hembra latón
Connections 1/2" female brass
Raccordements 1/2" laiton femelle

Monomando de ducha mural 1 vía / Wall-mounted shower mixer 1 way / Mitigeur mecanique de douche mural 1 voie

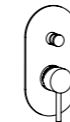



sanybox para monomando de ducha mural 1 vía / Wall-mounted shower mixer 1 way sanybox / sanybox pour mitigeur mecanique de douche mural 1 voie



ME1000

Monomando de ducha mural 2 vías / Wall-mounted shower mixer 2 ways / Mitigeur mecanique de douche mural 2 voies



sanybox para monomando de ducha mural 2 vías / Wall-mounted shower mixer 2 way sanybox / sanybox pour mitigeur mecanique de douche mural 2 voies mural



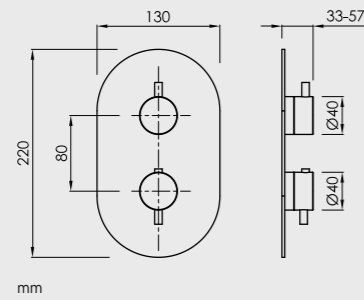
ME2000

* Las griferías murales contemplan solo la parte externa, el pedido debe acompañarse con el cuerpo de empotrar sanybox correspondiente.

* Wall-mounted faucets only include the external part, the order must be accompanied by the corresponding concealed body sanybox.

* Les robinets muraux ne sont que pour la partie extérieure, la commande doit être accompagnée du corps encastré sanybox correspondant.

Loop



mm



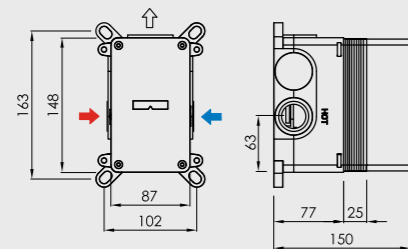
Mezclador termostático
Thermostatic mixer
Mélangeur thermostatique



1 vía
1 way
1 voie



2 y 3 vías
2 & 3 ways
2 et 3 voies



mm



Cuerpo encastre universal
Universal concealed body
Corps d'encastrement universel



Mezclador termostático
Thermostatic mixer
Mélangeur thermostatique



Cartucho termostático VERNET®
VERNET® thermostatic cartridge
Cartouche thermostatique VERNET®



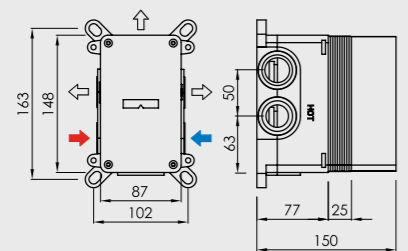
Caudal 28 l/min a 3 BAR
Flow rate 28 l/min at 3 BAR
Débit 28 l/min à 3 BAR



1 vía
1 way
1 voie



Conexiones 3/4" hembra latón
Connections 3/4" female brass
Raccordements 3/4" laiton femelle



mm



Cuerpo encastre universal
Universal concealed body
Corps d'encastrement universel



Mezclador termostático
Thermostatic mixer
Mélangeur thermostatique



Cartucho termostático VERNET®
VERNET® thermostatic cartridge
Cartouche thermostatique VERNET®



Caudal 28 l/min a 3 BAR
Flow rate 28 l/min at 3 BAR
Débit 28 l/min à 3 BAR


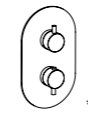


2 y 3 vías
2 & 3 ways
2 et 3 voies



Conexiones 3/4" hembra latón
Connections 3/4" female brass
Raccordements 3/4" laiton femelle

Termostático de ducha mural 1-2-3 vías / Wall-mounted shower thermostatic mixer 1-2-3 ways / Thermostatique de douche mural 1-2-3 voies



CR

BM

MG

NB

BG

RG

T13001CR

T13001BM

T13001MG

T13001NB

T13001BG

T13001RG

sanybox termostático de ducha mural 1 vía / Wall-mounted shower thermostatic mixer 1 way sanybox / sanybox thermostatique de douche mural 1voie



TE1000

sanybox termostático de ducha mural 2-3 vías / Wall-mounted shower thermostatic mixer 2-3 ways sanybox / sanybox thermostatique de douche mural 2-3 voies



TE3000

* Las griferías murales contemplan solo la parte externa, el pedido debe acompañarse con el cuerpo de empotrar **sanybox** correspondiente.

* Wall-mounted faucets only include the external part, the order must be accompanied by the corresponding concealed body **sanybox**.

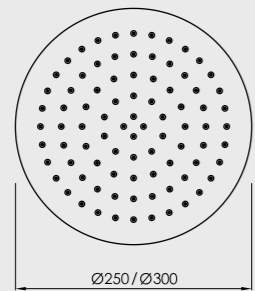
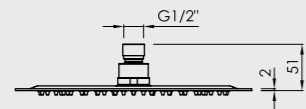
* Les robinets muraux ne sont que pour la partie extérieure, la commande doit être accompagnée du corps encastré **sanybox** correspondant.

** Artículo compatible con **sanybox** termostático de 1 vía y con **sanybox** termostático de 2-3 vías.

** Article compatible with 1-way thermostatic **sanybox** and 2-3-way thermostatic **sanybox**.

** Article compatible avec le **sanybox** thermostatique à 1 voie et le **sanybox** thermostatique à 2 ou 3 voies.

Loop



mm



Rociador acero inoxidable 2mm
2mm stainless steel shower head
Douche de tête acier inoxydable
2mm



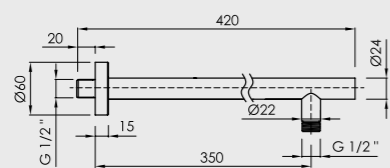
Limitador de caudal
Flow restrictor
Limiteur de débit



Tetinas antica
Anti-limescale nozzles
Tétines anti-calcaire



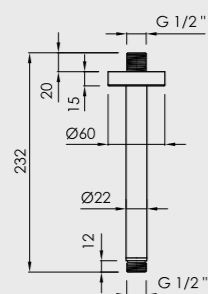
Ahorro de agua
Water saving
Economie de l'eau



mm



Latón
Brass
Laiton



mm



Latón
Brass
Laiton

Rociador de ducha / Shower head / Douche de tête

	ROC001CR	ROC001BM	ROC001MG	ROC001NB	ROC001BG	ROC001RG
	ROC00130CR	ROC00130BM	ROC00130MG	ROC00130NB	ROC00130BG	ROC00130RG

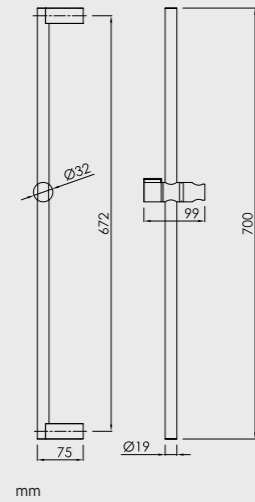
Brazo de ducha mural / Wall shower arm / Bras de douche mural

	BRP00140CR	BRP00140BM	BRP00140MG	BRP00140NB	BRP00140BG	BRP00140RG

Brazo de ducha a techo / Ceiling shower arm / Bras de douche au plafond

	BRT00120CR	BRT00120BM	BRT00120MG	BRT00120NB	BRT00120BG	BRT00120RG

Loop



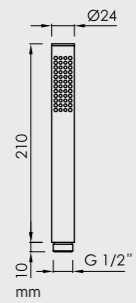
Soporte deslizable y orientable
Sliding and adjustable support
Support coulissant et pivotant



Teleducha no incluida
Hand shower not included
Douchette non incluse



Barra deslizable metálica
Metal sliding shower bar
Barre de douche métallique



Teleducha de latón
Brass hand shower
Douchette à main en laiton



Tetinas antical
Anti-limescale nozzles
Têtes anti-calcaire



Limitador de caudal
Flow restrictor
Limiteur de débit



Flexo 1,5 m PVC
1,5 m PVC hose
Flexible 1,5 m PVC



Sistema anti-torsión
Anti-twist
Système anti-torsion



Flexo 1,5 m de silicona
1,5 m silicone hose
Flexible 1,5 m silicone



Sistema anti-torsión
Anti-twist
Système anti-torsion




Flexo 1,5 m de silicona
1,5 m silicone hose
Flexible 1,5 m silicone

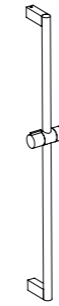


Sistema anti-torsión
Anti-twist
Système anti-torsion


Barra de ducha deslizable / Sliding shower bar / Barre de douche coulissante



BAR00170CR BAR00170BM BAR00170MG BAR00170NB BAR00170BG BAR00170RG




Teleducha / Hand shower / Douchette



TEL001CR TEL001BM TEL001MG TEL001NB TEL001BG TEL001RG




Flexo de ducha PVC / PVC Flexible hose / Flexible de douche PVC



FLE010CR FLE010BM FLE010MG FLE010NB FLE010BG FLE010RG




Flexo de ducha silicona gris / Grey Silicone flexible hose / Flexible de douche en silicone gris



FLE030CR FLE030BM FLE030MG FLE030NB FLE030BG FLE030RG



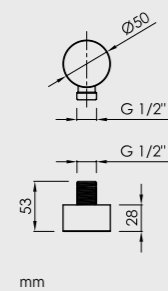
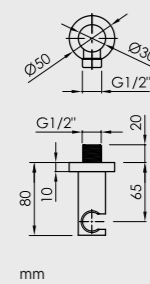
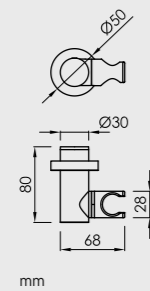
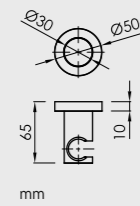
Flexo de ducha silicona negro mate / Black matt silicone shower hose / Flexible de douche en silicone noir mat




FLE040BM



Loop



Soporte de teleducha a pared fijo / Hand shower fixed wall support / Support mural fixe pour douchette



SOP001CR

SOP001BM


SOP001MG

SOP001NB

SOP001BG

SOP001RG

Soporte de teleducha a pared orientable / Hand shower swivel wall support / Support mural pivotant pour douchette



SOO001CR

SOO001BM


SOO001MG

SOO001NB

SOO001BG

SOO001RG

Soporte de teleducha con toma de agua / Hand shower support with water outlet / Support mural pour douchette avec sortie



STM001CR

STM001BM


STM001MG

STM001NB

STM001BG

STM001RG

Toma de agua mural / Wall shower outlet / Coude de sortie mural



TOM001CR

TOM001BM

TOM001MG

TOM001NB

TOM001BG

TOM001RG

Loop K




Monomando de lavabo
Basin mixer
Mitigeur mecanique de lavabo
p. 149



Monomando alto de lavabo
High basin mixer
Mitigeur mecanique haut de lavabo
p. 149



Monomando de bidé
Bidet mixer
Mitigeur mecanique de bidet
p. 151



Grifería de pie para bañera
Freestanding faucet for bathtub
Robinetterie de pied pour baignoire
p. 157



Monomando borde bañera
Deck mounted mixer for bathtub
Mitigeur mecanique au bord pour baignoire
p. 159



Monomando de lavabo mural
Wall-mounted basin mixer
Mitigeur mecanique de lavabo mural
p. 153



sanybox para monomando lavabo mural
Wall-mounted basin mixer **sanybox**
sanybox pour mitigeur mecanique de lavabo mural
p. 155



Monomando exento de lavabo mural
Freestanding basin mixer
Mitigeur mecanique de pied de lavabo
p. 157

New




Caño de bañera mural
Wall-mounted bathtub spout
Canon mural pour baignoire
p. 161

New



Monomando de ducha mural horizontal de 2 vías
Wall-mounted shower mixer 2 ways
Mitigeur mecanique de douche mural 2 voies
p. 161



sanybox para monomando horizontal 2 vías mural
Horizontal wall-mounted mixer 2 ways **sanybox**
sanybox pour mitigeur mecanique horizontal 2 voies mural
p. 161

New



Caño de bañera mural
Wall-mounted bathtub spout
Canon mural pour baignoire
p. 163

Termostático de ducha mural horizontal de 2-3 vías
Horizontal wall-mounted shower thermostatic 2-3 ways
Thermostatique de douche mural horizontal 2-3 voies
p. 163

New



sanybox para termostático horizontal 2-3 vías mural
Horizontal wall-mounted thermostatic mixer 2-3 ways **sanybox**
sanybox pour thermostatique mural horizontal 2-3 voies
p. 163

Loop K



Monomando exterior para ducha
Exposed shower mixer
Mitigeur mecanique de douche
exterieur
p. 165




Monomando exterior para baño-
ducha
Exposed bath-shower mixer
Mitigeur mecanique de bain-douche
exterieur
p. 167



Columna de ducha monomando
Mixer shower column
Colonne de douche mitigeur
mecanique
p. 169



Monomando de ducha mural
horizontal de 2 vías
Wall-mounted shower mixer 2 ways
Mitigeur mecanique de douche mural
2 voies
p. 175



sanybox para monomando horizontal
2 vías mural
Horizontal wall-mounted mixer 2 ways
sanybox
sanybox pour mitigeur mecanique
horizontal 2 voies mural
p. 175



Termostático exterior para ducha
Exposed shower thermostatic mixer
Thermostatique de douche exterieur
p.171



Termostático exterior para baño-
ducha
Exposed bath-shower thermostatic
mixer
Thermostatique de bain-douche
exterieur
p. 173



Columna de ducha termostática
Thermostatic shower column
Colonne de douche
thermostatique
p. 169

New



Termostático de ducha mural
horizontal de 2-3 vías
Horizontal wall-mounted shower
thermostatic 2-3 ways
Thermostatique de douche mural
horizontal 2-3 voies
p. 177

New



sanybox para termostático horizontal
2-3 vías mural
Horizontal wall-mounted thermostatic
mixer 2-3 ways **sanybox**
sanybox pour thermostatique mural
horizontal 2-3 voies
p. 177

Loop K



Monomando ducha mural 1 vía
Wall-mounted shower mixer 1 way
Mitigeur mécanique de douche mural
1 voie
p. 179



sanybox para monomando de ducha
mural 1 vía
Wall-mounted shower mixer 1 way
sanybox
sanybox pour mitigeur mécanique de
douche mural 1 voie
p. 179



Monomando de ducha mural 2 vías
Wall-mounted shower mixer 2 ways
Mitigeur mécanique de douche mural
2 voies
p. 181



sanybox para monomando de
douche mural 2 vías
Wall-mounted shower mixer 2 way
sanybox
sanybox pour mitigeur mécanique
de douche mural 2 voies mural
p. 181



Termostático de ducha mural 1-2-3
vías
Wall-mounted shower thermostatic
mixer 1-2-3 ways
Thermostatique de douche mural
1-2-3 voies
p. 183

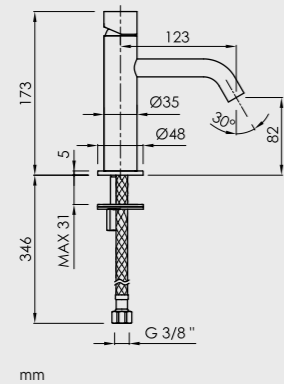


sanybox para termostático de ducha
mural 1 vía
Wall-mounted shower thermostatic
mixer 1 way **sanybox**
sanybox pour thermostatique de
douche mural 1 voie
p. 183



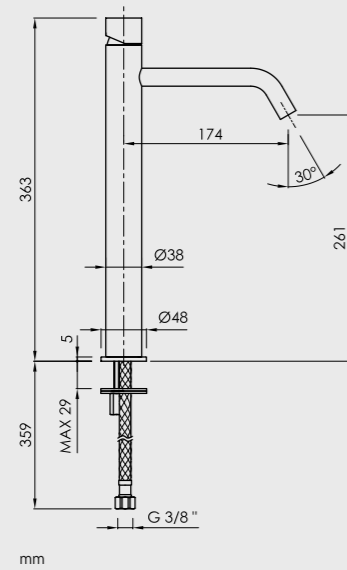
sanybox para termostático de ducha
mural 2-3 vías
Wall-mounted shower thermostatic
mixer 2-3 ways **sanybox**
sanybox pour thermostatique de
douche mural 2-3 voies
p. 183

Loop K



- Apertura en frío
Cold open
Ouverture en eau froide
- Ahorro de energía
Energy saving
Économie d'énergie
- Aireador NEOPERL®
NEOPERL® aerator
Mousseur NEOPERL®
- Para válvula click clack
For pop-up waste
Pour bonde click-clack

- Caudal a 3 BAR 4,7 l/m
Flow rate at 3 BAR 4,7 l/m
Débit à 3 BAR 4,7 l/m
- Ahorro de agua
Water saving
Économie de l'eau
- Cartucho SEDAL®
SEDAL® cartridge
Cartouche SEDAL®
- Latiguillos TUCAI®
TUCAI® hoses
Flexible TUCAI®
- Válvula no incluida
Waste not included
Bonde non incluse

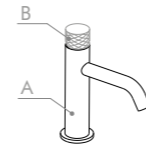


- Apertura en frío
Cold open
Ouverture en eau froide
- Ahorro de energía
Energy saving
Économie d'énergie
- Aireador NEOPERL®
NEOPERL® aerator
Mousseur NEOPERL®
- Para válvula click clack
For pop-up waste
Pour bonde click-clack
- Válvula no incluida
Waste not included
Bonde non incluse

- Caudal a 3 BAR 4,7 l/m
Flow rate at 3 BAR 4,7 l/m
Débit à 3 BAR 4,7 l/m
- Ahorro de agua
Water saving
Économie de l'eau
- Cartucho SEDAL®
SEDAL® cartridge
Cartouche SEDAL®
- Latiguillos TUCAI®
TUCAI® hoses
Flexible TUCAI®

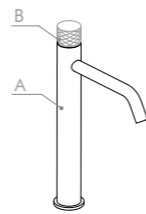
Monomando de lavabo / Basin mixer / Mitigeur mecanique de lavabo

		Monomando de lavabo / Basin mixer / Mitigeur mecanique de lavabo					
		CR	BM	MG	NB	BG	RG
A \ B							
CR		MNO011CRCR	MNO011CRBM	MNO011CRMG	MNO011CRNB	MNO011CRBG	MNO011CRRG
BM		MNO011BMCR	MNO011BMBM	MNO011BMMG	MNO011BMNB	MNO011BMBG	MNO011BMRG
MG		MNO011MGCR	MNO011MGBM	MNO011MGMG	MNO011MGNB	MNO011MGBG	MNO011MGRG
NB		MNO011NBCR	MNO011NBBM	MNO011NBMG	MNO011NB NB	MNO011NBBG	MNO011NBRG
BG		MNO011BGCR	MNO011BGBM	MNO011BGMG	MNO011BGNB	MNO011BGBG	MNO011BGRG
RG		MNO011RGCR	MNO011RGBM	MNO011RGMG	MNO011RGNB	MNO011RGBG	MNO011RGRG

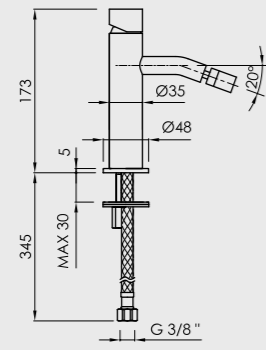


Monomando alto de lavabo / High basin mixer / Mitigeur mecanique haut de lavabo

		Monomando alto de lavabo / High basin mixer / Mitigeur mecanique haut de lavabo					
		CR	BM	MG	NB	BG	RG
A \ B							
CR		MOA011CRCR	MOA011CRBM	MOA011CRMG	MOA011CRNB	MOA011CRBG	MOA011CRRG
BM		MOA011BMCR	MOA011BMBM	MOA011BMMG	MOA011BMNB	MOA011BMBG	MOA011BMRG
MG		MOA011MGCR	MOA011MGBM	MOA011MGMG	MOA011MGNB	MOA011MGBG	MOA011MGRG
NB		MOA011NBCR	MOA011NBBM	MOA011NBMG	MOA011NB NB	MOA011NBBG	MOA011NBRG
BG		MOA011BGCR	MOA011BGBM	MOA011BGMG	MOA011BGNB	MOA011BGBG	MOA011BGRG
RG		MOA011RGCR	MOA011RGBM	MOA011RGMG	MOA011RGNB	MOA011RGBG	MOA011RGRG



Loop K



mm



Apertura en frío
Cold open
Ouverture en eau froide



Ahorro de energía
Energy saving
Économie d'énergie



Aireador orientable NEOPERL®
NEOPERL® adjustable aerator
Mousseur réglable NEOPERL®



Para válvula click clack
For pop-up waste
Pour bonde click-clack



Válvula no incluida
Waste not included
Bonde non incluse



Caudal a 3 BAR 4,7 l/m
Flow rate at 3 BAR 4,7 l/m
Débit à 3 BAR 4,7 l/m



Ahorro de agua
Water saving
Économie de l'eau



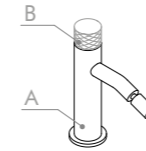
Cartucho SEDAL®
SEDAL® cartridge
Cartouche SEDAL®



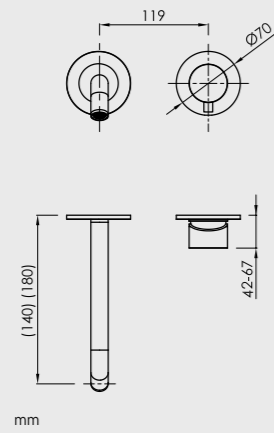
Latiguillos TUCAL®
TUCAL® hoses
Flexible TUCAL®

Monomando de bidé / Bidet mixer / Mitigeur mécanique de bidet

		Monomando de bidé / Bidet mixer / Mitigeur mécanique de bidet					
		CR	BM	MG	NB	BG	RG
A	B						
CR		MBD011CRCR	MBD011CRBM	MBD011CRMG	MBD011CRNB	MBD011CRBG	MBD011CRRG
BM		MBD011BMCR	MBD011BMBM	MBD011BMMG	MBD011BMNB	MBD011BMBG	MBD011BMRG
MG		MBD011MGCR	MBD011MGBM	MBD011MGMG	MBD011MGNB	MBD011MGBG	MBD011MGRG
NB		MBD011NBCR	MBD011NBBM	MBD011NBMG	MBD011NBNB	MBD011NBBG	MBD011NBRG
BG		MBD011BGCR	MBD011BGBM	MBD011BGMG	MBD011BGNB	MBD011BGBG	MBD011BGRG
RG		MBD011RGCR	MBD011RGBM	MBD011RGMG	MBD011RGNB	MBD011RGBG	MBD011RGRG



Loop K



Apertura en frío
Cold open
Ouverture en eau froide



Ahorro de energía
Energy saving
Économie d'énergie



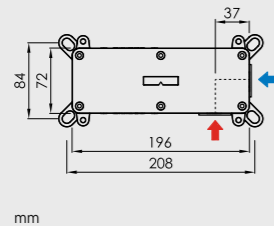
Aireador NEOPERL®
NEOPERL® aerator
Mousseur NEOPERL®



Caudal a 3 BAR 4,7 l/m
Flow rate at 3 BAR 4,7 l/m
Débit à 3 BAR 4,7 l/m



Ahorro de agua
Water saving
Économie de l'eau



Cuerpo encastre universal
Universal concealed body
Corps d'encastrement universel



Ahorro de energía
Energy saving
Économie d'énergie



Cartucho KEROX
KEROX cartridge
Cartouche KEROX



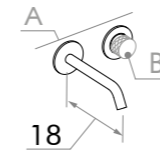
Apertura en frío
Cold open
Ouverture en eau froide



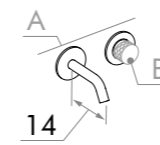
Conexiones 1/2" hembra latón
Connections 1/2" female brass
Raccordements 1/2" laiton femelle

Monomando de lavabo mural / Wall-mounted basin mixer / Mitigeur mecanique de lavabo mural

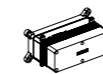
A \ B	CR	BM	MG	NB	BG	RG
CR	MEN011R18CRCR	MEN011R18CRBM	MEN011R18CRMG	MEN011R18CRNB	MEN011R18CRBG	MEN011R18CRRG
BM	MEN011R18BMCR	MEN011R18BMBM	MEN011R18BMMG	MEN011R18BMNB	MEN011R18BMBG	MEN011R18BMRG
MG	MEN011R18MGCR	MEN011R18MGBM	MEN011R18MGMG	MEN011R18MGNB	MEN011R18MGBG	MEN011R18MGRG
NB	MEN011R18NBCR	MEN011R18NBBM	MEN011R18NBMG	MEN011R18NB NB	MEN011R18NBBG	MEN011R18NBRG
BG	MEN011R18BGCR	MEN011R18BGBM	MEN011R18BGMG	MEN011R18BGNB	MEN011R18BGBG	MEN011R18BGRG
RG	MEN011R18RGCR	MEN011R18RGBM	MEN011R18RGMG	MEN011R18RGNB	MEN011R18RGBG	MEN011R18RGRG



A \ B	CR	BM	MG	NB	BG	RG
CR	MEN011R14CRCR	MEN011R14CRBM	MEN011R14CRMG	MEN011R14CRNB	MEN011R14CRBG	MEN011R14CRRG
BM	MEN011R14BMCR	MEN011R14BMBM	MEN011R14BMMG	MEN011R14BMNB	MEN011R14BMBG	MEN011R14BMRG
MG	MEN011R14MGCR	MEN011R14MGBM	MEN011R14MGMG	MEN011R14MGNB	MEN011R14MGBG	MEN011R14MGRG
NB	MEN011R14NBCR	MEN011R14NBBM	MEN011R14NBMG	MEN011R14NB NB	MEN011R14NBBG	MEN011R14NBRG
BG	MEN011R14BGCR	MEN011R14BGBM	MEN011R14BGMG	MEN011R14BGNB	MEN011R14BGBG	MEN011R14BGRG
RG	MEN011R14RGCR	MEN011R14RGBM	MEN011R14RGMG	MEN011R14RGNB	MEN011R14RGBG	MEN011R14RGRG



sanybox para monomando lavabo mural / Wall-mounted basin mixer sanybox / sanybox pour mitigeur mecaniquer de lavabo mural



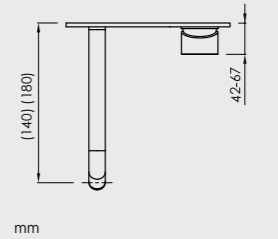
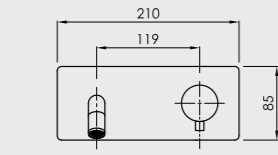
MEN000

* Las griferías murales contemplan solo la parte externa, el pedido debe acompañarse con el cuerpo de empotrar sanybox correspondiente.

* Wall-mounted faucets only include the external part, the order must be accompanied by the corresponding concealed body sanybox.

* Les robinets muraux ne sont que pour la partie extérieure, la commande doit être accompagnée du corps encastré sanybox correspondant.

Loop K



Apertura en frío
Cold open
Ouverture en eau froide



Ahorro de energía
Energy saving
Économie d'énergie



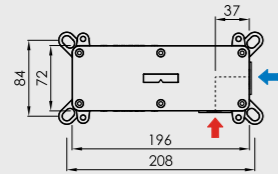
Aireador NEOPERL®
NEOPERL® aerator
Mousseur NEOPERL®



Caudal a 3 BAR 4,7 l/m
Flow rate at 3 BAR 4,7 l/m
Débit à 3 BAR 4,7 l/m



Ahorro de agua
Water saving
Économie de l'eau



mm



Cuerpo encastre universal
Universal concealed body
Corps d'encastrement universel



Ahorro de energía
Energy saving
Économie d'énergie



Cartucho KEROX
KEROX cartridge
Cartouche KEROX



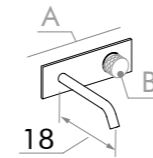
Apertura en frío
Cold open
Ouverture en eau froide



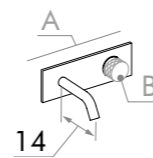
Conexiones 1/2" hembra latón
Connections 1/2" female brass
Raccordements 1/2" laiton femelle

Monomando de lavabo mural / Wall-mounted basin mixer / Mitigeur mecanique de lavabo mural

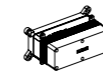
A \ B	CR	BM	MG	NB	BG	RG
CR	MEN011S18CRCR	MEN011S18CRBM	MEN011S18CRMG	MEN011S18CRNB	MEN011S18CRBG	MEN011S18CRRG
BM	MEN011S18BMCR	MEN011S18BMBM	MEN011S18BMMG	MEN011S18BMNB	MEN011S18BMBG	MEN011S18BMRG
MG	MEN011S18MGCR	MEN011S18MGBM	MEN011S18MGMG	MEN011S18MGNB	MEN011S18MGBG	MEN011S18MGRG
NB	MEN011S18NBCR	MEN011S18NBBM	MEN011S18NBMG	MEN011S18NBNB	MEN011S18NBBG	MEN011S18NBRG
BG	MEN011S18BGCR	MEN011S18BGBM	MEN011S18BGMG	MEN011S18BGNB	MEN011S18BGBG	MEN011S18BGRG
RG	MEN011S18RGCR	MEN011S18RGBM	MEN011S18RGMG	MEN011S18RGNB	MEN011S18RGBG	MEN011S18RGRG



A \ B	CR	BM	MG	NB	BG	RG
CR	MEN011S14CRCR	MEN011S14CRBM	MEN011S14CRMG	MEN011S14CRNB	MEN011S14CRBG	MEN011S14CRRG
BM	MEN011S14BMCR	MEN011S14BMBM	MEN011S14BMMG	MEN011S14BMNB	MEN011S14BMBG	MEN011S14BMRG
MG	MEN011S14MGCR	MEN011S14MGBM	MEN011S14MGMG	MEN011S14MGNB	MEN011S14MGBG	MEN011S14MGRG
NB	MEN011S14NBCR	MEN011S14NBBM	MEN011S14NBMG	MEN011S14NBNB	MEN011S14NBBG	MEN011S14NBRG
BG	MEN011S14BGCR	MEN011S14BGBM	MEN011S14BGMG	MEN011S14BGNB	MEN011S14BGBG	MEN011S14BGRG
RG	MEN011S14RGCR	MEN011S14RGBM	MEN011S14RGMG	MEN011S14RGNB	MEN011S14RGBG	MEN011S14RGRG



sanybox para monomando de lavabo mural / Wall-mounted basin mixer sanybox / sanybox pour mitigeur mecanique de lavabo mural



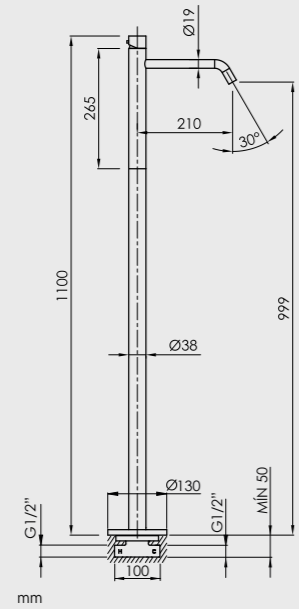
MEN000

* Las griferías murales contemplan solo la parte externa, el pedido debe acompañarse con el cuerpo de empotrar **sanybox** correspondiente.

* Wall-mounted faucets only include the external part, the order must be accompanied by the corresponding concealed body **sanybox**.

* Les robinets muraux ne sont que pour la partie extérieure, la commande doit être accompagnée du corps encastré **sanybox** correspondant.

Loop K



Apertura en frío
Cold open
Ouverture en eau froide



Ahorro de energía
Energy saving
Economie d'énergie



Aireador NEOPERL®
NEOPERL® aerator
Mousseur NEOPERL®



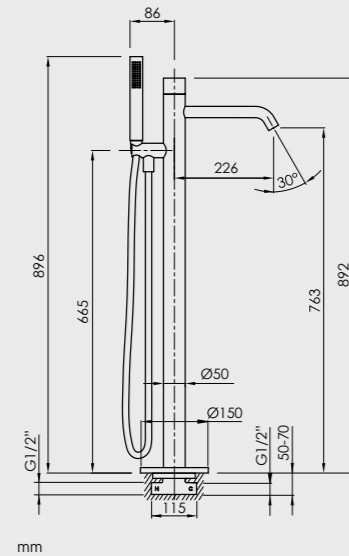

Caudal a 3 BAR 4,7 l/m
Flow rate at 3 BAR 4,7 l/m
Débit à 3 BAR 4,7 l/m



Ahorro de agua
Water saving
Economie de l'eau



Cartucho SEDAL®
SEDAL® cartridge
Cartouche SEDAL®



Caudal 20 l/min a 3 BAR
Flow rate 20 l/min at 3 BAR
Débit 20 l/min à 3 BAR



Teleducha de latón
Brass hand shower
Douchette à main en laiton



Aireador NEOPERL®
NEOPERL® aerator
Mousseur NEOPERL®



Limitador de caudal
Flow restrictor
Limiteur de débit



Flexo 1,5 m PVC
1,5 m PVC hose
Flexible 1,5 m PVC

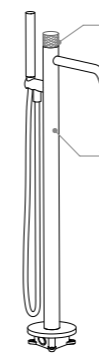
Monomando exento de lavabo / Freestanding basin mixer / Mitigeur mecanique de pied de lavabo

A \ B	CR	BM	MG	NB	BG	RG
CR	MEX011CRCR	MEX011CRBM	MEX011CRMG	MEX011CRNB	MEX011CRBG	MEX011CRRG
BM	MEX011BMCR	MEX011BMBM	MEX011BMMG	MEX011BMNB	MEX011BMBG	MEX011BMRG
MG	MEX011MGCR	MEX011MGBM	MEX011MGMG	MEX011MGNB	MEX011MGBG	MEX011MGRG
NB	MEX011NBCR	MEX011NBBM	MEX011NBMG	MEX011NB NB	MEX011NBBG	MEX011NBRG
BG	MEX011BGCR	MEX011BGBM	MEX011BGMG	MEX011BGNB	MEX011BGBG	MEX011BGRG
RG	MEX011RGCR	MEX011RGBM	MEX011RGMG	MEX011RGNB	MEX011RGBG	MEX011RGRG

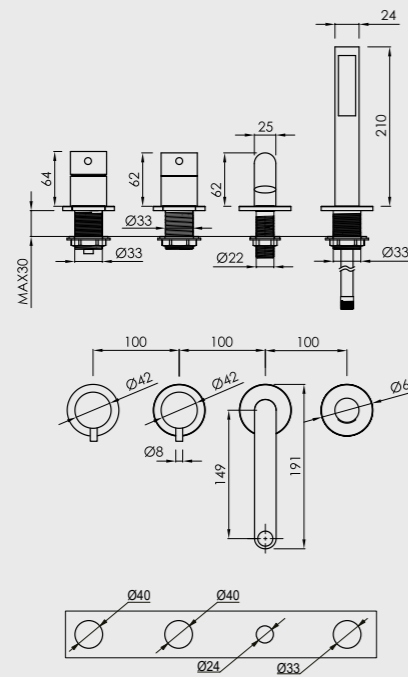


Grifería de pie para bañera / Freestanding faucet for bathtub / Robinetterie de pied pour baignoire

A \ B	CR	BM	MG	NB	BG	RG
CR	BNEX011CRCR	BNEX011CRBM	BNEX011CRMG	BNEX011CRNB	BNEX011CRBG	BNEX011CRRG
BM	BNEX011BMCR	BNEX011BMBM	BNEX011BMMG	BNEX011BMNB	BNEX011BMBG	BNEX011BMRG
MG	BNEX011MGCR	BNEX011MGBM	BNEX011MGMG	BNEX011MGNB	BNEX011MGBG	BNEX011MGRG
NB	BNEX011NBCR	BNEX011NBBM	BNEX011NBMG	BNEX011NB NB	BNEX011NBBG	BNEX011NBRG
BG	BNEX011BGCR	BNEX011BGBM	BNEX011BGMG	BNEX011BGNB	BNEX011BGBG	BNEX011BGRG
RG	BNEX011RGCR	BNEX011RGBM	BNEX011RGMG	BNEX011RGNB	BNEX011RGBG	BNEX011RGRG



Loop K



Monomando
Mixer
Mitigeur



Aireador NEOPERL®
NEOPERL® aerator
Mousseur NEOPERL®



Teleducha de latón
Brass hand shower
Douchette à main en laiton



Cartucho SEDAL®
SEDAL® cartridge
Cartouche SEDAL®



Caudal a 3 BAR 20 l/min
Flow rate at 3 BAR 20 l/min
Débit à 3 BAR 20 l/min



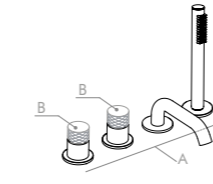
Limitador de caudal
Flow restrictor
Limiteur de débit



Flexo 2m
2 m hose
Flexible 2m

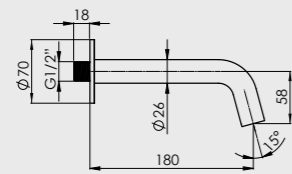
Agujeros de instalación
Installation holes
Perçages d'installation
mm

Monomando para borde bañera / Deck mounted mixer for bathtub / Mitigeur mecanique au bord pour baignoire



		Monomando para borde bañera / Deck mounted mixer for bathtub / Mitigeur mecanique au bord pour baignoire					
		CR	BM	MG	NB	BG	RG
A	B						
CR		BNBB011CRCR	BNBB011CRBM	BNBB011CRMG	BNBB011CRNB	BNBB011CRBG	BNBB011CRRG
BM		BNBB011BMCR	BNBB011BMBM	BNBB011BMMG	BNBB011BMNB	BNBB011BMBG	BNBB011BMRG
MG		BNBB011MGCR	BNBB011MGBM	BNBB011MGMG	BNBB011MGNB	BNBB011MGBG	BNBB011MGRG
NB		BNBB011NBCR	BNBB011NBBM	BNBB011NBMG	BNBB011NBNB	BNBB011NBBG	BNBB011NBRG
BG		BNBB011BGCR	BNBB011BGBM	BNBB011BGMG	BNBB011BGNB	BNBB011BGBG	BNBB011BGRG
RG		BNBB011RGCR	BNBB011RGBM	BNBB011RGMG	BNBB011RGNB	BNBB011RGBG	BNBB011RGRG

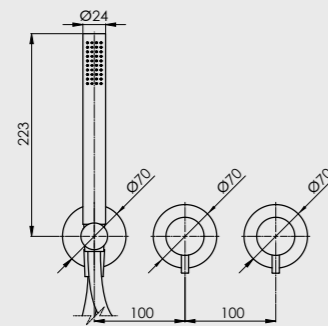
Loop K



mm



Aireador NEOPERL®
NEOPERL® aerator
Mousseur NEOPERL®



mm



Monomando
Mixer
Mitigeur



Teleducha de latón
Brass hand shower
Douchette à main en laiton



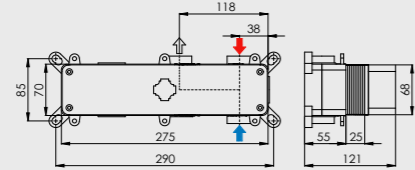
Flejo 1,5 m PVC
1,5 m PVC hose
Flexible 1,5 m PVC



2 vias
2 ways
2 voies



Limitador de caudal
Flow restrictor
Limiteur de débit



mm



Cuerpo encastre universal
Universal concealed body
Corps d'encastrement universel



Monomando
Mixer
Mitigeur



2 vias
2 ways
2 voies



Cartucho SEDAL®
SEDAL® cartridge
Cartouche SEDAL®



Caudal a 3 BAR 19,1 l/min
Flow rate at 3 BAR 19,1 l/min
Débit à 3 BAR 19,1 l/min


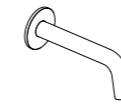


Caudal a 3 BAR 22,8 l/min
Flow rate at 3 BAR 22,8 l/min
Débit à 3 BAR 22,8 l/min



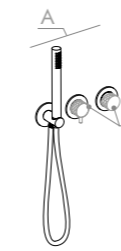
Conexiones 3/4" hembra latón
Connections 3/4" female brass
Raccordements 3/4" laiton femelle

Caño de bañera mural / Wall-mounted bathtub spout / Canon mural pour baignoire



Monomando de ducha mural horizontal de 2 vias / Wall-mounted shower mixer 2 ways / Mitigeur mecanique de douche mural 2 voies

B	CR	BM	MG	NB	BG	RG
CR	MH2D011CRCR	MH2D011CRBM	MH2D011CRMG	MH2D011CRNB	MH2D011CRBG	MH2D011CRRG
BM	MH2D011BMCRCR	MH2D011BMBM	MH2D011BMMG	MH2D011BMNB	MH2D011BMBG	MH2D011BMRG
MG	MH2D011MGCR	MH2D011MGBM	MH2D011MGMG	MH2D011MGNB	MH2D011MGBG	MH2D011MGRG
NB	MH2D011NBCR	MH2D011NBBM	MH2D011NBMG	MH2D011NB NB	MH2D011NBBG	MH2D011NBRG
BG	MH2D011BGCR	MH2D011BGBM	MH2D011BGMG	MH2D011BGNB	MH2D011BGBG	MH2D011BGRG
RG	MH2D011RGCR	MH2D011RGBM	MH2D011RGMG	MH2D011RGNB	MH2D011RGBG	MH2D011RGRG



sanybox para monomando horizontal 2 vias mural / Horizontal wall-mounted mixer 2 way sanybox / sanybox pour mitigeur mecanique horizontal 2 voies mural



MH2000

* Las griferías murales contemplan solo la parte externa, el pedido debe acompañarse con el cuerpo de empotrar sanybox correspondiente.

* Wall-mounted faucets only include the external part, the order must be accompanied by the corresponding concealed body sanybox.

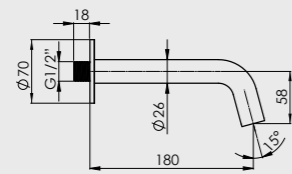
* Les robinets muraux ne sont que pour la partie extérieure, la commande doit être accompagnée du corps encastré sanybox correspondant.

** El caño de bañera es independiente de la sanybox MH2000. Para crear una batería mural de bañera completa, el caño se puede alimentar de la salida libre de la sanybox MH2000.

** The bath spout is independent from the sanybox MH2000. To create a complete bathtub wall-mounted battery, the spout can be fed from free outlet of sanybox MH2000.

** Le bec de baignoire est indépendant du sanybox MH2000. Pour créer un serpentin mural complet de baignoire, le bec peut être alimenté depuis la sortie libre de la sanybox MH2000.

Loop K

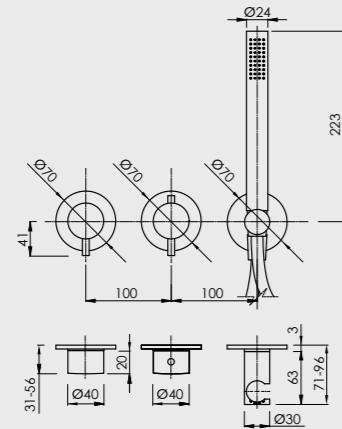


mm



Aireador NEOPERL®
NEOPERL® aerator
Mousseur NEOPERL®

New



mm



Mezclador termostático
Thermostatic mixer
Mélangeur thermostatique



Teleducha de latón
Brass hand shower
Douchette à main en laiton



Limitador de caudal
Flow restrictor
Limiteur de débit



Cartucho termostático VERNET®
VERNET® thermostatic cartridge
Cartouche thermostatique VERNET®



2-3 vías
2-3 ways
2-3 voies



Flexo 1,5 m
1,5 m hose
Flexible 1,5 m

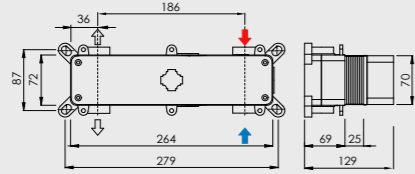


Sistema anti-torsión
Anti-twist
Système anti-torsion



Antirretornos NEOPERL®
NEOPERL® check valves
Anti-retours NEOPERL®

New



mm



Cuerpo encastre universal
Universal concealed body
Corps d'encastrement universel



Mezclador termostático
Thermostatic mixer
Mélangeur thermostatique



2-3 vías
2-3 ways
2-3 voies



Caudal a 3 BAR 8,7 l/min
Flow rate at 3 BAR 8,7 l/min
Débit à 3 BAR 8,7 l/min

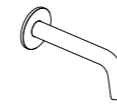


Caudal 27 l/min a 3 BAR
Flow rate 27 l/min at 3 BAR
Débit 27 l/min à 3 BAR



Conexiones 3/4" hembra latón
Connections 3/4" female brass
Raccordements 3/4" laiton femelle

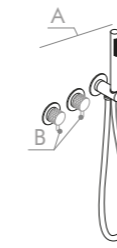
Caño de bañera mural / Wall-mounted bathtub spout / Canon mural pour baignoire



CR	BM	MG	NB	BG	RG
BNCA001CR	BNCA001BM	BNCA001MG	BNCA001NB	BNCA001BG	BNCA001RG

Termostático de ducha mural horizontal de 2-3 vías / Horizontal wall-mounted shower mixer 2-3 ways / Thermostatique de douche mural horizontal 2-3 voies

A \ B	CR	BM	MG	NB	BG	RG
CR	TH2D011CRCR TH2D011CRCRS	TH2D011CRBM TH2D011CRBMS	TH2D011CRMG TH2D011CRMGS	TH2D011CRNB TH2D011CRNBS	TH2D011CRBG TH2D011CRBGS	TH2D011CRRG TH2D011CRRGS
BM	TH2D011BMCR TH2D011BMCRS	TH2D011BMBM TH2D011BMBMS	TH2D011BMMG TH2D011BMMGS	TH2D011BMNB TH2D011BMNBS	TH2D011BMBG TH2D011BMBGS	TH2D011BMRG TH2D011BMRGS
MG	TH2D011MGCR TH2D011MGCRS	TH2D011MGBM TH2D011MGBMS	TH2D011MGMG TH2D011MGMGs	TH2D011MGNB TH2D011MGNBS	TH2D011MGBG TH2D011MGBGS	TH2D011MGRG TH2D011MGRGS
NB	TH2D011NBCR TH2D011NBCRS	TH2D011NBBM TH2D011NBBMS	TH2D011NBMG TH2D011NBMGS	TH2D011NBNB TH2D011NBNBS	TH2D011NBBG TH2D011NBBGS	TH2D011NBRG TH2D011NBRGS
BG	TH2D011BGCR TH2D011BGCRS	TH2D011BGBM TH2D011BGBMS	TH2D011BGMG TH2D011BGMGS	TH2D011BGNB TH2D011BGNBS	TH2D011BGBG TH2D011BGBGS	TH2D011BGRG TH2D011BGRGS
RG	TH2D011RGCR TH2D011RGCRS	TH2D011RGBM TH2D011RGBMS	TH2D011RGMG TH2D011RGMGS	TH2D011RGNB TH2D011RGNBS	TH2D011RGBG TH2D011RGBGS	TH2D011RGRG TH2D011RGRGS



sanybox para termostático horizontal 2-3 vías mural
Horizontal wall-mounted thermostatic mixer 2-3 ways **sanybox**
sanybox pour thermostatique mural horizontal 2-3 voies

TH2000

* Las griferías murales contemplan solo la parte externa, el pedido debe acompañarse con el cuerpo de empotrar **sanybox** correspondiente.

* Wall-mounted faucets only include the external part, the order must be accompanied by the corresponding concealed body **sanybox**.

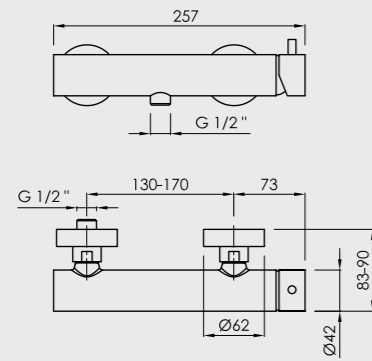
* Les robinets muraux ne sont que pour la partie extérieure, la commande doit être accompagnée du corps encastré **sanybox** correspondant.

** El caño de bañera es independiente de la **sanybox** TH2000. Para crear una batería mural de bañera completa, el caño se puede alimentar de la salida libre de la **sanybox** TH2000.

** The bath spout is independent from the **sanybox** TH2000. To create a complete bathtub wall-mounted battery, the spout can be fed from free outlet of **sanybox** TH2000.

** Le bec de baignoire est indépendant du **sanybox** TH2000. Pour créer un serpentin mural complet de baignoire, le bec peut être alimenté depuis la sortie libre de la **sanybox** TH2000.

Loop K



mm



Monomando
Mixer
Mitigeur



Teleducha de latón
Brass hand shower
Douchette à main en laiton



Cartucho SEDAL®
SEDAL® cartridge
Cartouche SEDAL®



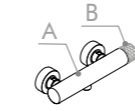
Limitador de caudal
Flow restrictor
Limiteur de débit



Flexo 1,5 m
1,5 m hose
Flexible 1,5 m

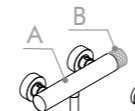
Monomando exterior para ducha / Exposed shower mixer / Mitigeur mecanique de douche exterior

		Monomando exterior para ducha / Exposed shower mixer / Mitigeur mecanique de douche exterior					
		CR	BM	MG	NB	BG	RG
A	B						
CR		MDU011CRCR	MDU011CRBM	MDU011CRMG	MDU011CRNB	MDU011CRBG	MDU011CRRG
BM		MDU011BMCR	MDU011BMBM	MDU011BMMG	MDU011BMNB	MDU011BMBG	MDU011BMRG
MG		MDU011MGCR	MDU011MGBM	MDU011MGMG	MDU011MGNB	MDU011MGBG	MDU011MGRG
NB		MDU011NBCR	MDU011NBBM	MDU011NBMG	MDU011NBNB	MDU011NBBG	MDU011NBRG
BG		MDU011BGCR	MDU011BGBM	MDU011BGMG	MDU011BGNB	MDU011BGBG	MDU011BGRG
RG		MDU011RGCR	MDU011RGBM	MDU011RGMG	MDU011RGNB	MDU011RGBG	MDU011RGRG



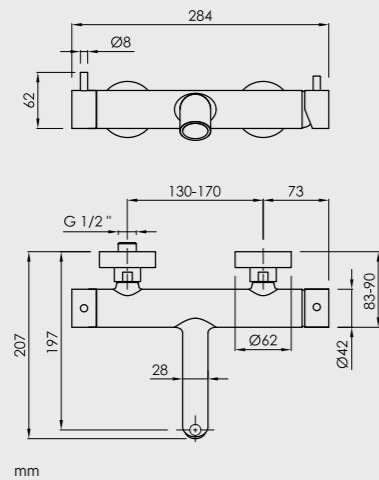
sin kit teleducha
without hand shower kit
sans kit douchette

CR		MDU011CRCRK	MDU011CRBMK	MDU011CRMGK	MDU011CRNBK	MDU011CRBGK	MDU011CRRGK
CR		MDU011CRCRKS	MDU011CRBMKS	MDU011CRMGKS	MDU011CRNBKS	MDU011CRBGKS	MDU011CRRGKS
BM		MDU011BMCRK	MDU011BMBMK	MDU011BMMGK	MDU011BMNBK	MDU011BMBGK	MDU011BMRGK
BM		MDU011BMCRKS	MDU011BMBMKS	MDU011BMMGKS	MDU011BMNBKS	MDU011BMBGKS	MDU011BMRGKS
MG		MDU011MGCRK	MDU011MGBMK	MDU011MGMGK	MDU011MGNBK	MDU011MGBGK	MDU011MGRGK
MG		MDU011MGCRKS	MDU011MGBMKS	MDU011MGMGKS	MDU011MGNBKS	MDU011MGBGKS	MDU011MGRGKS
NB		MDU011NBCRK	MDU011NBBMK	MDU011NBMGK	MDU011NBNBK	MDU011NBBGK	MDU011NBRGK
NB		MDU011NBCRKS	MDU011NBBMKS	MDU011NBMGKS	MDU011NBNBKS	MDU011NBBGKS	MDU011NBRGKS
BG		MDU011BGCRK	MDU011BGBMK	MDU011BGMGK	MDU011BGNBK	MDU011BGBGK	MDU011BGRGK
BG		MDU011BGCRKS	MDU011BGBMKS	MDU011BGMGKS	MDU011BGNBKS	MDU011BGBGKS	MDU011BGRGKS
RG		MDU011RGCRK	MDU011RGBMK	MDU011RGMGK	MDU011RGNBK	MDU011RGBGK	MDU011RGRGK
RG		MDU011RGCRKS	MDU011RGBMKS	MDU011RGMGKS	MDU011RGNBKS	MDU011RGBGKS	MDU011RGRGKS



con kit teleducha
with hand shower kit
avec kit douchette

Loop K



Monomando
Mixer
Mitigeur



Aireador NEOPERL®
NEOPERL® aerator
Mousseur NEOPERL®



Teleducha de latón
Brass hand shower
Douchette à main en laiton



Cartucho SEDAL®
SEDAL® cartridge
Cartouche SEDAL®



Caudal a 3 BAR 22,7 l/min
Flow rate at 3 BAR 22,7 l/min
Débit à 3 BAR 22,7 l/min



Limitador de caudal
Flow restrictor
Limiteur de débit



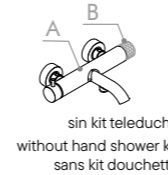
Flexo 1,5 m
1,5 m hose
Flexible 1,5 m



Limitador de caudal
Flow restrictor
Limiteur de débit

Monomando exterior para baño ducha / Exposed bath-shower mixer / Mitigeur mecanique de bain-douche exterior

A \ B	CR	BM	MG	NB	BG	RG
CR	MDB011CRCR	MDB011CRBM	MDB011CRMG	MDB011CRNB	MDB011CRBG	MDB011CRRG
BM	MDB011BMCR	MDB011BMBM	MDB011BMMG	MDB011BMNB	MDB011BMBG	MDB011BMRG
MG	MDB011MGCR	MDB011MGBM	MDB011MGMG	MDB011MGNB	MDB011MGBG	MDB011MGRG
NB	MDB011NBCR	MDB011NBBM	MDB011NBMG	MDB011NBNB	MDB011NBBG	MDB011NBRG
BG	MDB011BGCR	MDB011BGBM	MDB011BGMG	MDB011BGNB	MDB011BGBG	MDB011BGRG
RG	MDB011RGCR	MDB011RGBM	MDB011RGMG	MDB011RGNB	MDB011RGBG	MDB011RGRG



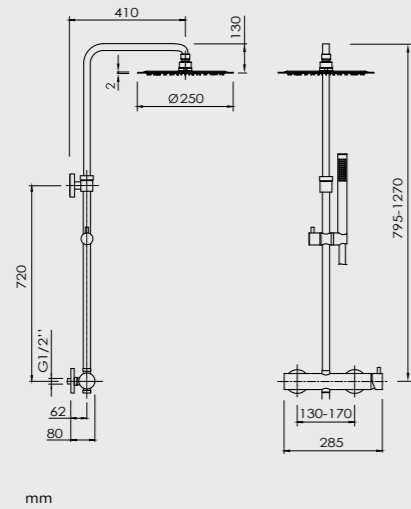
sin kit teleducha
without hand shower kit
sans kit douchette

CR		MDB011CRCRK	MDB011CRBMK	MDB011CRMGK	MDB011CRNBK	MDB011CRBGK	MDB011CRRGK
CR		MDB011CRCRKS	MDB011CRBMKS	MDB011CRMGKS	MDB011CRNBKS	MDB011CRBGKS	MDB011CRRGKS
BM		MDB011BMCRK	MDB011BMBMK	MDB011BMMGK	MDB011BMNBK	MDB011BMBGK	MDB011BMRGK
BM		MDB011BMCRKS	MDB011BMBMKS	MDB011BMMGKS	MDB011BMNBKS	MDB011BMBGKS	MDB011BMRGKS
MG		MDB011MGCRK	MDB011MGBMK	MDB011MGMGK	MDB011MGNBK	MDB011MGBGK	MDB011MGRGK
MG		MDB011MGCRKS	MDB011MGBMKS	MDB011MGMGKS	MDB011MGNBKS	MDB011MGBGKS	MDB011MGRGKS
NB		MDB011NBCRK	MDB011NBBMK	MDB011NBMGK	MDB011NBNBK	MDB011NBBGK	MDB011NBRGK
NB		MDB011NBCRKS	MDB011NBBMKS	MDB011NBMGKS	MDB011NBNBKKS	MDB011NBBGKS	MDB011NBRGKS
BG		MDB011BGCRK	MDB011BGBMK	MDB011BGMGK	MDB011BGNBK	MDB011BGBGK	MDB011BGRGK
BG		MDB011BGCRKS	MDB011BGBMKS	MDB011BGMGKS	MDB011BGNBKKS	MDB011BGBGKS	MDB011BGRGKS
RG		MDB011RGCRK	MDB011RGBMK	MDB011RGMGK	MDB011RGNBK	MDB011RGBGK	MDB011RGRGK
RG		MDB011RGCRKS	MDB011RGBMKS	MDB011RGMGKS	MDB011RGNBKKS	MDB011RGBGKS	MDB011RGRGKS



con kit teleducha
with hand shower kit
avec kit douchette

Loop K



Monomando
Mixer
Mitigeur



Cartucho SEDAL®
SEDAL® cartridge
Cartouche SEDAL®



Rociador acero inoxidable 2mm
2mm stainless steel shower head
Douche de tête acier inoxydable 2mm



Altura regulable
Adjustable height
Hauteur réglable



SopORTE deslizante y orientable
Sliding and adjustable support
Support coulissant et pivotant



Limitador de caudal
Flow restrictor
Limiteur de débit



Ahorro de agua
Water saving
Économie de l'eau



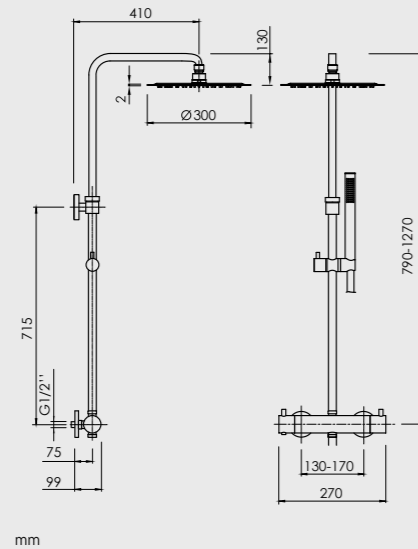
Limitador de caudal
Flow restrictor
Limiteur de débit



Teleducha de latón
Brass hand shower
Douchette à main en laiton



Flexo 1,5 m PVC
1,5 m PVC hose
Flexible 1,5 m PVC



Mezclador termostático
Thermostatic mixer
Mélangeur thermostatique



Rociador acero inoxidable 2mm
2mm stainless steel shower head
Douche de tête acier inoxydable 2mm



Cartucho termostático VERNET®
VERNET® thermostatic cartridge
Cartouche thermostatique VERNET®



Altura regulable
Adjustable height
Hauteur réglable



SopORTE deslizante y orientable
Sliding and adjustable support
Support coulissant et pivotant



Limitador de caudal
Flow restrictor
Limiteur de débit



Limitador de caudal
Flow restrictor
Limiteur de débit



Ahorro de agua
Water saving
Économie de l'eau



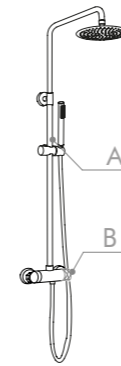
Teleducha de latón
Brass hand shower
Douchette à main en laiton



Flexo 1,5 m PVC
1,5 m PVC hose
Flexible 1,5 m PVC

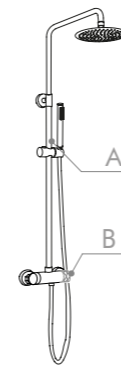
Columna de ducha monomando / Mixer shower column / Colonne de douche mitigeur mecanique

		Columna de ducha monomando / Mixer shower column / Colonne de douche mitigeur mecanique					
		CR	BM	MG	NB	BG	RG
A	B						
CR		COMO011CRCR	COMO011CRBM	COMO011CRMG	COMO011CRNB	COMO011CRBG	COMO011CRRG
BM		COMO011BMCR	COMO011BMBM	COMO011BMMG	COMO011BMNB	COMO011BMBG	COMO011BMRG
MG		COMO011MGCR	COMO011MGBM	COMO011MGMG	COMO011MGNB	COMO011MGBG	COMO011MGRG
NB		COMO011NBCR	COMO011NBBM	COMO011NBMG	COMO011NB NB	COMO011NBBG	COMO011NBRG
BG		COMO011BGCR	COMO011BGBM	COMO011BGMG	COMO011BGNB	COMO011BGBG	COMO011BGRG
RG		COMO011RGCR	COMO011RGBM	COMO011RGMG	COMO011RGNB	COMO011RGBG	COMO011RGRG

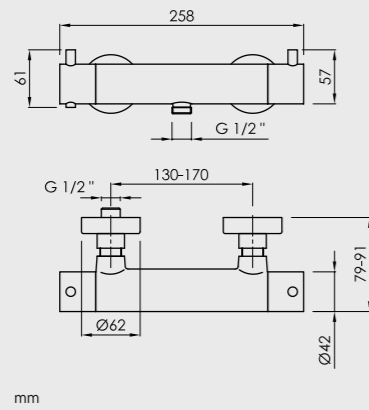


Columna de ducha termostática / Thermostatic shower column / Colonne de douche thermostatique

		Columna de ducha termostática / Thermostatic shower column / Colonne de douche thermostatique					
		CR	BM	MG	NB	BG	RG
A	B						
CR		COTE011CRCR	COTE011CRBM	COTE011CRMG	COTE011CRNB	COTE011CRBG	COTE011CRRG
BM		COTE011BMCR	COTE011BMBM	COTE011BMMG	COTE011BMNB	COTE011BMBG	COTE011BMRG
MG		COTE011MGCR	COTE011MGBM	COTE011MGMG	COTE011MGNB	COTE011MGBG	COTE011MGRG
NB		COTE011NBCR	COTE011NBBM	COTE011NBMG	COTE011NB NB	COTE011NBBG	COTE011NBRG
BG		COTE011BGCR	COTE011BGBM	COTE011BGMG	COTE011BGNB	COTE011BGBG	COTE011BGRG
RG		COTE011RGCR	COTE011RGBM	COTE011RGMG	COTE011RGNB	COTE011RGBG	COTE011RGRG



Loop K



mm



Mezclador termostático
Thermostatic mixer
Mélangeur thermostatique



Sistema **safe touch**
Safe touch body
Sistema **safe touch**



Cartucho termostático SEDAL®
SEDAL® thermostatic cartridge
Cartouche thermostatique SEDAL®



Limitador de caudal
Flow restrictor
Limiteur de débit



Limitador de caudal
Flow restrictor
Limiteur de débit



Antirretornos NEOPERL®
NEOPERL® check valves
Anti-retours NEOPERL®



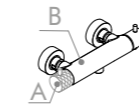
Flexo 1,5 m
1,5 m hose
Flexible 1,5 m



Teleducha de latón
Brass hand shower
Douchette à main en laiton

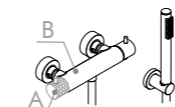
Termostático exterior para ducha / Exposed shower thermostatic mixer / Thermostatique de douche exterieur

		Termostático exterior para ducha / Exposed shower thermostatic mixer / Thermostatique de douche exterieur					
		CR	BM	MG	NB	BG	RG
A	B	TDU011CRCR	TDU011CRBM	TDU011CRMG	TDU011CRNB	TDU011CRBG	TDU011CRRG
	CR	TDU011BMCR	TDU011BMBM	TDU011BMMG	TDU011BMNB	TDU011BMBG	TDU011BMRG
	BM	TDU011MGCR	TDU011MGBM	TDU011MGMG	TDU011MGNB	TDU011MGBG	TDU011MGRG
	MG	TDU011NBCR	TDU011NBBM	TDU011NBMG	TDU011NBNB	TDU011NBBG	TDU011NBRG
	NB	TDU011BGCR	TDU011BGBM	TDU011BGMG	TDU011BGNB	TDU011BGBG	TDU011BGRG
	BG	TDU011RGCR	TDU011RGBM	TDU011RGMG	TDU011RGNB	TDU011RGBG	TDU011RGRG
RG							



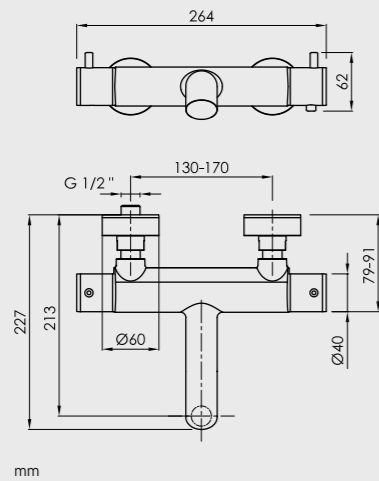
sin kit teleducha
without hand shower kit
sans kit douchette

		TDU011CRCRK	TDU011CRBMK	TDU011CRMGK	TDU011CRNBK	TDU011CRBGK	TDU011CRRGK
CR		TDU011CRCRKS	TDU011CRBMKS	TDU011CRMGKS	TDU011CRNBKS	TDU011CRBGKS	TDU011CRRGKS
		TDU011BMCRK	TDU011BMBMK	TDU011BMMGK	TDU011BMNBK	TDU011BMBGK	TDU011BMRGK
BM		TDU011BMCRKS	TDU011BMBMKS	TDU011BMMGKS	TDU011BMNBKS	TDU011BMBGKS	TDU011BMRGKS
		TDU011MGCRK	TDU011MGBMK	TDU011MGMGK	TDU011MGNBK	TDU011MGBGK	TDU011MGRGK
MG		TDU011MGCRKS	TDU011MGBMKS	TDU011MGMGKS	TDU011MGNBKS	TDU011MGBGKS	TDU011MGRGKS
		TDU011NBCRK	TDU011NBBMK	TDU011NBMGK	TDU011NBNBK	TDU011NBBGK	TDU011NBRGK
NB		TDU011NBCRKS	TDU011NBBMKS	TDU011NBMGKS	TDU011NBNBKS	TDU011NBBGKS	TDU011NBRGKS
		TDU011BGCRK	TDU011BGBMK	TDU011BGMGK	TDU011BGNBK	TDU011BGBGK	TDU011BGRGK
BG		TDU011BGCRKS	TDU011BGBMKS	TDU011BGMGKS	TDU011BGNBKS	TDU011BGBGKS	TDU011BGRGKS
		TDU011RGCRK	TDU011RGBMK	TDU011RGMGK	TDU011RGNBK	TDU011RGBGK	TDU011RGRGK
RG		TDU011RGCRKS	TDU011RGBMKS	TDU011RGMGKS	TDU011RGNBKS	TDU011RGBGKS	TDU011RGRGKS



con kit teleducha
with hand shower kit
avec kit douchette

Loop K



Mezclador termostático
Thermostatic mixer
Mélangeur thermostatique



Cartucho termostático VERNET®
VERNET® thermostatic cartridge
Cartouche thermostatique VERNET®



Teleducha de latón
Brass hand shower
Douchette à main en laiton



Limitador de caudal
Flow restrictor
Limiteur de débit



Limitador de caudal
Flow restrictor
Limiteur de débit



Antirretornos NEOPERL®
NEOPERL® check valves
Anti-retours NEOPERL®

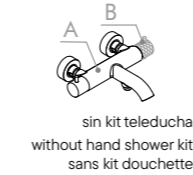


Flexo 1,5 m
1,5 m hose
Flexible 1,5 m

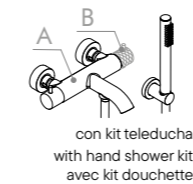


Caudal a 3 BAR 21,4 l/min
Flow rate at 3 BAR 21,4 l/min
Débit à 3 BAR 21,4 l/min

Termostático exterior para baño-ducha / Exposed bath-shower thermostatic mixer / Thermostatique de bain-douche exterieur

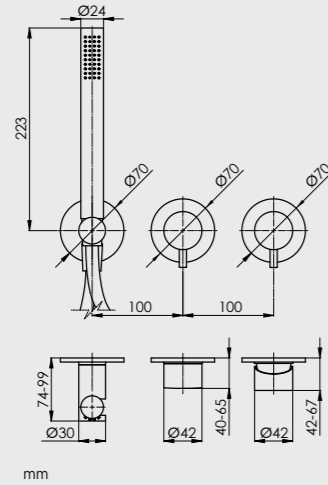


A \ B	CR	BM	MG	NB	BG	RG
CR	TDB011CRCR	TDB011CRBM	TDB011CRMG	TDB011CRNB	TDB011CRBG	TDB011CRRG
BM	TDB011BMCR	TDB011BMBM	TDB011BMMG	TDB011BMNB	TDB011BMBG	TDB011BMRG
MG	TDB011MGCR	TDB011MGBM	TDB011MGMG	TDB011MGNB	TDB011MGBG	TDB011MGRG
NB	TDB011NBCR	TDB011NBBM	TDB011NBMG	TDB011NBNB	TDB011NBBG	TDB011NBRG
BG	TDB011BGCR	TDB011BGBM	TDB011BGMG	TDB011BGNB	TDB011BGBG	TDB011BGRG
RG	TDB011RGCR	TDB011RGBM	TDB011RGMG	TDB011RGNB	TDB011RGBG	TDB011RGRG



CR		TDB011CRCRK	TDB011CRBMK	TDB011CRMGK	TDB011CRNBK	TDB011CRBGK	TDB011CRRGK
CR		TDB011CRCRKS	TDB011CRBMKS	TDB011CRMGKS	TDB011CRNBKS	TDB011CRBGKS	TDB011CRRGKS
BM		TDB011BMCRK	TDB011BMBMK	TDB011BMMGK	TDB011BMNBK	TDB011BMBGK	TDB011BMRGK
BM		TDB011BMCRKS	TDB011BMBMKS	TDB011BMMGKS	TDB011BMNBKS	TDB011BMBGKS	TDB011BMRGKS
MG		TDB011MGCRK	TDB011MGBMK	TDB011MGMGK	TDB011MGNBK	TDB011MGBGK	TDB011MGRGK
MG		TDB011MGCRKS	TDB011MGBMKS	TDB011MGMGKS	TDB011MGNBKS	TDB011MGBGKS	TDB011MGRGKS
NB		TDB011NBCRK	TDB011NBBMK	TDB011NBMGK	TDB011NBNBK	TDB011NBBGK	TDB011NBRGK
NB		TDB011NBCRKS	TDB011NBBMKS	TDB011NBMGKS	TDB011NBNBKS	TDB011NBBGKS	TDB011NBRGKS
BG		TDB011BGCRK	TDB011BGBMK	TDB011BGMGK	TDB011BGNBK	TDB011BGBGK	TDB011BGRGK
BG		TDB011BGCRKS	TDB011BGBMKS	TDB011BGMGKS	TDB011BGNBKS	TDB011BGBGKS	TDB011BGRGKS
RG		TDB011RGCRK	TDB011RGBMK	TDB011RGMGK	TDB011RGNBK	TDB011RGBGK	TDB011RGRGK
RG		TDB011RGCRKS	TDB011RGBMKS	TDB011RGMGKS	TDB011RGNBKS	TDB011RGBGKS	TDB011RGRGKS

Loop K



Monomando
Mixer
Mitigeur



Teleducha de latón
Brass hand shower
Douchette à main en laiton



Flexo 1,5 m
1,5 m hose
Flexible 1,5 m

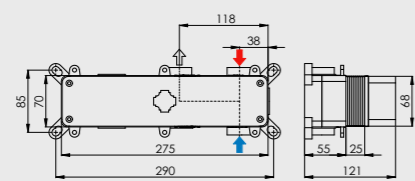


2 vias
2 ways
2 voies



Limitador de caudal
Flow restrictor
Limiteur de débit

mm



Cuerpo encastre universal
Universal concealed body
Corps d'encastrement universel



Monomando
Mixer
Mitigeur



2 vias
2 ways
2 voies



Cartucho SEDAL®
SEDAL® cartridge
Cartouche SEDAL®



Caudal a 3 BAR 19,1 l/min
Flow rate at 3 BAR 19,1 l/min
Débit à 3 BAR 19,1 l/min



Caudal a 3 BAR 22,8 l/min
Flow rate at 3 BAR 22,8 l/min
Débit à 3 BAR 22,8 l/min

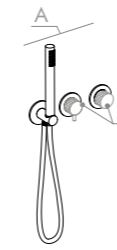


Conexiones 3/4" hembra latón
Connections 3/4" female brass
Raccordements 3/4" laiton femelle

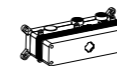
mm

Monomando de ducha mural horizontal de 2 vias / Wall-mounted shower mixer 2 ways / Mitigeur mecanique de douche mural 2 voies

		Monomando de ducha mural horizontal de 2 vias / Wall-mounted shower mixer 2 ways / Mitigeur mecanique de douche mural 2 voies						
		CR	BM	MG	NB	BG	RG	
A	B		MH2D011CRCR	MH2D011CRBM	MH2D011CRMG	MH2D011CRNB	MH2D011CRBG	MH2D011CRRG
			MH2D011CRCRS	MH2D011CRBMS	MH2D011CRMGS	MH2D011CRNBS	MH2D011CRBGS	MH2D011CRRGS
CR			MH2D011BMCR	MH2D011BMBM	MH2D011BMMG	MH2D011BMNB	MH2D011BMBG	MH2D011BMRG
			MH2D011BMCRS	MH2D011BMBMS	MH2D011BMMGS	MH2D011BMNBS	MH2D011BMBGS	MH2D011BMRGS
BM			MH2D011MGCR	MH2D011MGBM	MH2D011MGMG	MH2D011MGNB	MH2D011MGBG	MH2D011MGRG
			MH2D011MGCRS	MH2D011MGBMS	MH2D011MGMGs	MH2D011MGNBS	MH2D011MGBGS	MH2D011MGRGS
MG			MH2D011NBCR	MH2D011NBBM	MH2D011NBMG	MH2D011NB NB	MH2D011NBBG	MH2D011NBRG
			MH2D011NBCRS	MH2D011NBBMS	MH2D011NBMGS	MH2D011NBNBS	MH2D011NBBGS	MH2D011NBRGS
NB			MH2D011BGCR	MH2D011BGBM	MH2D011BGMG	MH2D011BGNB	MH2D011BGBG	MH2D011BGRG
			MH2D011BGCRS	MH2D011BGBMS	MH2D011BGMGS	MH2D011BGNBS	MH2D011BGBGS	MH2D011BGRGS
BG			MH2D011RGCR	MH2D011RGBM	MH2D011RGMG	MH2D011RGNB	MH2D011RGBG	MH2D011RGRG
			MH2D011RGCRS	MH2D011RGBMS	MH2D011RGMGS	MH2D011RGNBS	MH2D011RGBGS	MH2D011RGRGS
RG								



sanybox para monomando horizontal 2 vias mural / Horizontal wall-mounted mixer 2 way sanybox / sanybox pour mitigeur mecanique horizontal 2 voies mural



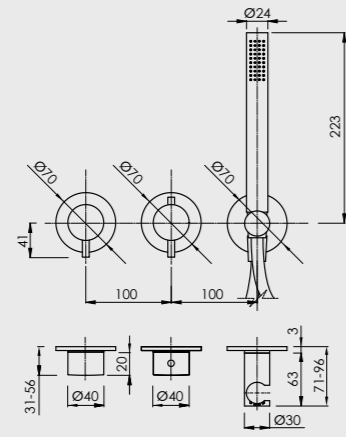
MH2000

* Las griferías murales contemplan solo la parte externa, el pedido debe acompañarse con el cuerpo de empotrar sanybox correspondiente.

* Wall-mounted faucets only include the external part, the order must be accompanied by the corresponding concealed body sanybox.

* Les robinets muraux ne sont que pour la partie extérieure, la commande doit être accompagnée du corps encastré sanybox correspondant.

Loop K



mm



Mezclador termostático
Thermostatic mixer
Mélangeur thermostatique



Teleducha de latón
Brass hand shower
Douchette à main en laiton



Flexo 1,5 m
1,5 m hose
Flexible 1,5 m



2-3 vías
2-3 ways
2-3 voies



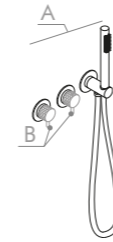
Flexo 1,5 m de silicona
1,5 m silicone hose
Flexible 1,5 m silicone



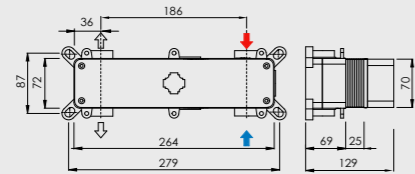
Sistema anti-torsión
Anti-twist
Système anti-torsion

Termostático de ducha mural horizontal de 2-3 vías / Horizontal wall-mounted shower mixer 2-3 ways / Thermostatique de douche mural horizontal 2-3 voies

A \ B		CR	BM	MG	NB	BG	RG
CR		TH2D011CRCR	TH2D011CRBM	TH2D011CRMG	TH2D011CRNB	TH2D011CRBG	TH2D011CRRG
		TH2D011CRCRS	TH2D011CRBMS	TH2D011CRMGS	TH2D011CRNBS	TH2D011CRBGS	TH2D011CRRGS
BM		TH2D011BMCR	TH2D011BMBM	TH2D011BMMG	TH2D011BMNB	TH2D011BMBG	TH2D011BMRG
		TH2D011BMCRS	TH2D011BMBMS	TH2D011BMMGS	TH2D011BMNBS	TH2D011BMBGS	TH2D011BMRGS
MG		TH2D011MGCR	TH2D011MGBM	TH2D011MGMG	TH2D011MGNB	TH2D011MGBG	TH2D011MGRG
		TH2D011MGCRS	TH2D011MGBMS	TH2D011MGMGs	TH2D011MGNBS	TH2D011MGBGS	TH2D011MGRGS
NB		TH2D011NBCR	TH2D011NBBM	TH2D011NBMG	TH2D011NBNB	TH2D011NBBG	TH2D011NBRG
		TH2D011NBCRS	TH2D011NBBMS	TH2D011NBMGS	TH2D011NBNBS	TH2D011NBBGS	TH2D011NBRGS
BG		TH2D011BGCR	TH2D011BGBM	TH2D011BGMG	TH2D011BGNB	TH2D011BGBG	TH2D011BGRG
		TH2D011BGCRS	TH2D011BGBMS	TH2D011BGMGS	TH2D011BGNBS	TH2D011BGBGS	TH2D011BGRGS
RG		TH2D011RGCR	TH2D011RGBM	TH2D011RGMG	TH2D011RGNB	TH2D011RGBG	TH2D011RGRG
		TH2D011RGCRS	TH2D011RGBMS	TH2D011RGMGS	TH2D011RGNBS	TH2D011RGBGS	TH2D011RGRGS



Loop K



mm



Cuerpo encastre universal
Universal concealed body
Corps d'encastrement universel



Mezclador termostático
Thermostatic mixer
Mélangeur thermostatique



2-3 vías
2-3 ways
2-3 voies



Cartucho termostático VERNET®
VERNET® thermostatic cartridge
Cartouche thermostatique VERNET®



Caudal 8,7 l/min a 3 BAR
Flow rate 8,7 l/min at 3 BAR
Débit 8,7 l/min à 3 BAR

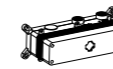


Caudal a 3 BAR 27 l/min
Flow rate at 3 BAR 27 l/min
Débit 3 BAR 27 l/min



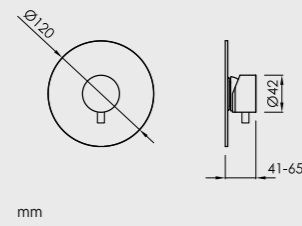
Conexiones 3/4" hembra latón
Connections 3/4" female brass
Raccordements 3/4" laiton femelle

sanybox para termostático horizontal 2-3 vías mural / Horizontal wall-mounted thermostatic mixer 2-3 ways / sanybox pour thermostatique mural horizontal 2-3 voies



TH2000

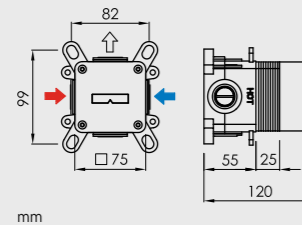
Loop K



Monomando
Mixer
Mitigeur



1 via
1 way
1 voie



Cuerpo encastre universal
Universal concealed body
Corps d'encastrement universel



Monomando
Mixer
Mitigeur



Cartucho SEDAL®
SEDAL® cartridge
Cartouche SEDAL®



Caudal 26,2 l/min a 3 BAR
Flow rate 26,2 l/min at 3 BAR
Débit 26,2 l/min à 3 BAR



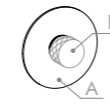
1 via
1 way
1 voie



Conexiones 1/2" hembra latón
Connections 1/2" female brass
Raccordements 1/2" laiton femelle

Monomando de ducha mural 1 vía / Wall-mounted shower mixer 1 way / Mitigeur mecanique de douche mural 1 voie

	Monomando de ducha mural 1 vía / Wall-mounted shower mixer 1 way / Mitigeur mecanique de douche mural 1 voie					
A \ B	CR	BM	MG	NB	BG	RG
CR	ME1011CRCR	ME1011CRBM	ME1011CRMG	ME1011CRNB	ME1011CRBG	ME1011CRRG
BM	ME1011BMCR	ME1011BMBM	ME1011BMMG	ME1011BMNB	ME1011BMBG	ME1011BMRG
MG	ME1011MGCR	ME1011MGBM	ME1011MGMG	ME1011MGNB	ME1011MGBG	ME1011MGRG
NB	ME1011NBCR	ME1011NBBM	ME1011NBMG	ME1011NB NB	ME1011NBBG	ME1011NBRG
BG	ME1011BGCR	ME1011BGBM	ME1011BGMG	ME1011BGNB	ME1011BGBG	ME1011BGRG
RG	ME1011RGCR	ME1011RGBM	ME1011RGMG	ME1011RGNB	ME1011RGBG	ME1011RGRG

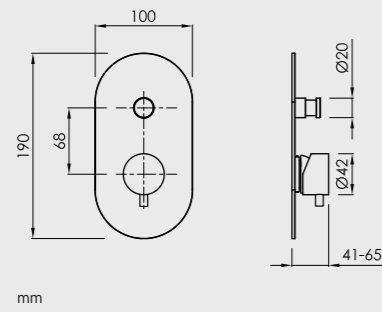


sanybox para monomando ducha mural 1 vía / Wall-mounted shower mixer 1 way **sanybox** / **sanybox** pour mitigeur mecanique de douche mural 1 voie



ME1000

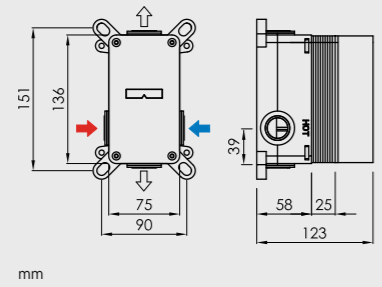
Loop K



Monomando
Mixer
Mitigeur



2 vías
2 ways
2 voies



Cuerpo de encastre universal
Universal concealed body
Corps d'encastrement universel



Monomando
Mixer
Mitigeur



Cartucho SEDAL®
SEDAL® cartridge
Cartouche SEDAL®



Caudal 20 l/min a 3 BAR
Flow rate 20 l/min at 3 BAR
Débit 20 l/min à 3 BAR



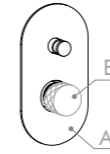
2 vías
2 ways
2 voies



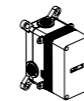
Conexiones 1/2" hembra latón
Connections 1/2" female brass
Raccordements 1/2" laiton femelle

Monomando de ducha mural 2 vías / Wall-mounted shower mixer 2 ways / Mitigeur mecanique de douche mural 2 voies

A \ B	CR	BM	MG	NB	BG	RG
CR	ME2011CRCR	ME2011CRBM	ME2011CRMG	ME2011CRNB	ME2011CRBG	ME2011CRRG
BM	ME2011BMCR	ME2011BMBM	ME2011BMMG	ME2011BMNB	ME2011BMBG	ME2011BMRG
MG	ME2011MGCR	ME2011MGBM	ME2011MGMG	ME2011MGNB	ME2011MGBG	ME2011MGRG
NB	ME2011NBCR	ME2011NBBM	ME2011NBMG	ME2011NB NB	ME2011NBBG	ME2011NBRG
BG	ME2011BGCR	ME2011BGBM	ME2011BGMG	ME2011BGNB	ME2011BGBG	ME2011BGRG
RG	ME2011RGCR	ME2011RGBM	ME2011RGMG	ME2011RGNB	ME2011RGBG	ME2011RGRG

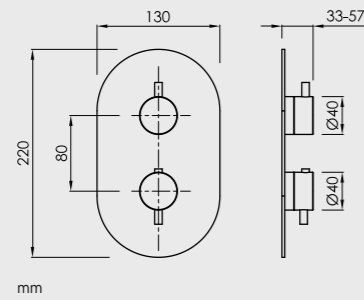


sanybox para monomando ducha mural 2 vías / Wall-mounted shower mixer 2 way sanybox / sanybox pour mitigeur mecanique de douche mural 2 voies



ME2000

Loop K



mm



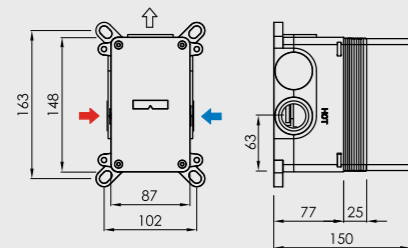
Mezclador termostático
Thermostatic mixer
Mélangeur thermostatique



1 vía
1 way
1 voie



2 y 3 vías
2 & 3 ways
2 et 3 voies



mm



Cuerpo de encastre universal
Universal concealed body
Corps d'encastrement universel



Mezclador termostático
Thermostatic mixer
Mélangeur thermostatique



Cartucho termostático VERNET®
VERNET® thermostatic cartridge
Cartouche thermostatique VERNET®



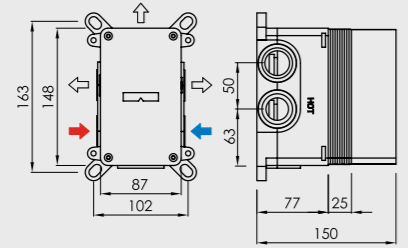
Caudal 28 l/min a 3 BAR
Flow rate 28 l/min at 3 BAR
Débit 28 l/min à 3 BAR



1 vía
1 way
1 voie



Conexiones 3/4" hembra latón
Connections 3/4" female brass
Raccordements 3/4" laiton femelle



mm



Cuerpo de encastre universal
Universal concealed body
Corps d'encastrement universel



Mezclador termostático
Thermostatic mixer
Mélangeur thermostatique



Cartucho termostático VERNET®
VERNET® thermostatic cartridge
Cartouche thermostatique VERNET®



Caudal 28 l/min a 3 BAR
Flow rate 28 l/min at 3 BAR
Débit 28 l/min à 3 BAR



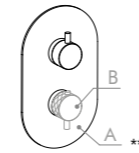
2 y 3 vías
2 & 3 ways
2 et 3 voies



Conexiones 3/4" hembra latón
Connections 3/4" female brass
Raccordements 3/4" laiton femelle

Termostático de ducha mural 1-2-3 vías / Wall-mounted shower thermostatic mixer 1-2-3 ways / Thermostatique de douche mural 1-2-3 voies

	CR	BM	MG	NB	BG	RG
CR	T13011CRCR	T13011CRBM	T13011CRMG	T13011CRNB	T13011CRBG	T13011CRRG
BM	T13011BMCR	T13011BMBM	T13011BMMG	T13011BMNB	T13011BMBG	T13011BMRG
MG	T13011MGCR	T13011MGBM	T13011MGMG	T13011MGNB	T13011MGBG	T13011MGRG
NB	T13011NBCR	T13011NBBM	T13011NBMG	T13011NB NB	T13011NBBG	T13011NBRG
BG	T13011BGCR	T13011BGBM	T13011BGMG	T13011BG NB	T13011BGBG	T13011BGRG
RG	T13011RGCR	T13011RGBM	T13011RGMG	T13011RG NB	T13011RGBG	T13011RGRG



sanybox termostático de ducha mural 1 vía / Wall-mounted shower thermostatic mixer 1 way sanybox / sanybox thermostatique de douche mural 1voie



TE1000

sanybox termostático de ducha mural 2-3 vías / Wall-mounted shower thermostatic mixer 2-3 ways sanybox / sanybox thermostatique de douche mural 2-3 voies



TE3000

* Las griferías murales contemplan solo la parte externa, el pedido debe acompañarse con el cuerpo de empotrar **sanybox** correspondiente.

* Wall-mounted faucets only include the external part, the order must be accompanied by the corresponding concealed body **sanybox**.

* Les robinets muraux ne sont que pour la partie extérieure, la commande doit être accompagnée du corps encastré **sanybox** correspondant.

** Artículo compatible con **sanybox** termostático de 1 vía y con **sanybox** termostático de 2-3 vías.

** Article compatible with 1-way thermostatic **sanybox** and 2-3-way thermostatic **sanybox**.

** Article compatible avec le **sanybox** thermostatique à 1 voie et le **sanybox** thermostatique à 2 ou 3 voies.

Cubo



Cubo

La serie Cubo presenta líneas contundentes a la vez que fluidas para un mayor confort del usuario. Sus volúmenes arquitectónicos se convierten en protagonistas en cualquier espacio.


En acabado cromo brillo y negro mate, clasicismo atemporal vs vanguardia.

The Cubo collection is defined by forceful yet fluid lines that enhance the user's comfort. Its blunt, striking architectural form transforms it into the protagonists of any space.

Available in two timeless finishes, chrome glossy and black matt, it is the perfect solution for both classic and modern spaces.

La série Cubo présente des lignes solides et fluides à la fois pour un meilleur confort des utilisateurs. Leurs volumes de caractère et architecturaux en deviennent les protagonistes dans n'importe quel espace.


Dans une finition chromée éclatante et noir mat, classicisme intemporel vs avant-garde.



Cubo



Monomando
Single lever
Mitigeur



MNO002CR
Chrome



Cubo



Monomando
Single lever
Mitigeur



MEN002BM
Black Matt
MEN000




MEN002CR
Chrome
MEN000

Cubo



Monomando
Single lever
Mitigeur



ROC002BM
BRP00240BM
TEL002BM
FLE010BM
STM002BM
ME2002BM
Black Matt
ME2000

Cubo



Termostática
Thermostatic mixer
Thermostatique



TEL002CR
FLE010CR
STM002CR
Chrome



T13002CR
Chrome
TE1000/TE3000

Cubo



Monomando
Single lever
Mitigeur



COMO002BM
Black Matt



Termostática
Thermostatic mixer
Thermostatique



COTE002BM
Black Matt

Cubo



Monomando
Single lever
Mitigeur



BNEX002CR
Chrome

Cubo



Bimando
Double handle
Double poignée



BNBB002BM
Black Matt

Cubo



Monomando de lavabo
Basin mixer
Mitigeur mécanique de lavabo
p. 207



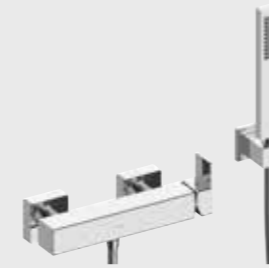
Monomando alto de lavabo
High basin mixer
Mitigeur mécanique haut de lavabo
p. 207



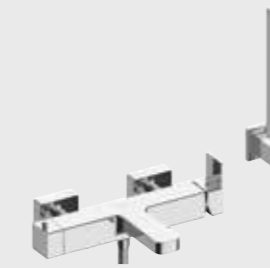
Monomando de bidé
Bidet mixer
Mitigeur mécanique de bidet
p. 207



Monomando exento de lavabo
Freestanding basin mixer
Mitigeur mécanique de pied de lavabo
p. 209



Monomando exterior para ducha
Exposed shower mixer
Mitigeur mécanique de douche
extérieur
p. 213



Monomando exterior para baño-
ducha
Exposed bath-shower mixer
Mitigeur mécanique de bain-douche
extérieur
p. 213



Columna de ducha monomando
Mixer shower column
Colonne de douche mitigeur
mécanique
p. 215



Monomando de lavabo mural
Wall-mounted basin mixer
Mitigeur mécanique de lavabo mural
p. 209



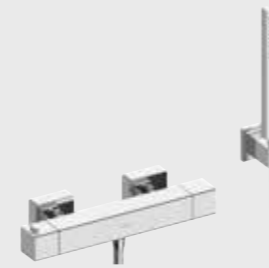
sanybox para monomando lavabo
mural
Wall-mounted basin mixer **sanybox**
sanybox pour mitigeur mécanique de
lavabo mural
p. 209



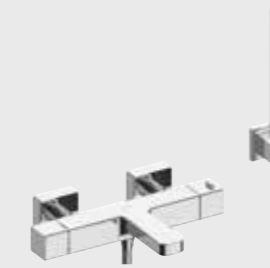
Grifería de pie para bañera
Freestanding faucet for bathtub
Robinetterie de pied pour baignoire
p. 211



Bimando borde bañera
Deck mounted double handle
mixer for bathtub
Mitigeur mécanique double
poignée au bord pour baignoire
p. 211



Termostático exterior para ducha
Exposed shower thermostatic mixer
Thermostatique de douche extérieur
p. 217



Termostático exterior para baño-
ducha
Exposed bath-shower thermostatic
mixer
Thermostatique de bain-douche
extérieur
p. 217



Columna de ducha termostática
Thermostatic shower column
Colonne de douche
thermostatique
p. 215

Cubo



Cubo kit monomando mural ducha rociador + teleducha
Cubo kit wall-mounted shower mixer shower head + hand shower
Cubo kit mitigeur mecanique de douche mural douche de tête + douchette
p. 219



Cubo kit termoestático mural ducha rociador + teleducha
Cubo kit wall-mounted thermostatic shower mixer shower head + hand shower
Cubo kit thermostatique de douche mural douche de tête + douchette
p. 219



Rociador de ducha
Shower head
Douche de tête
p. 225



Brazo de ducha mural
Wall shower arm
Bras de douche mural
p. 225



Brazo de ducha a techo
Ceiling shower arm
Bras de douche au plafond
p. 225



Monomando de ducha mural 1 vía
Wall-mounted shower mixer 1 way
Mitigeur mecanique de douche mural 1 voie
p. 221



sanybox para monomando de ducha mural 1 vía
Wall-mounted shower mixer 1 way **sanybox**
sanybox pour mitigeur mecanique de douche mural 1 voie
p. 221



Monomando de ducha mural 2 vías
Wall-mounted shower mixer 2 ways
Mitigeur mecanique de douche mural 2 voies
p. 221



sanybox para monomando de ducha mural 2 vías
Wall-mounted shower mixer 2 way **sanybox**
sanybox pour mitigeur mecanique de douche mural 2 voies mural
p. 221



Barra de ducha deslizante metálica
Metal sliding shower bar
Barre de douche coulissante metallique
p. 227



Teleducha
Hand shower
Douchette
p. 227



Flexo de ducha
Flexible hose
Flexible de douche
p. 227



Termostático de ducha mural 1-2-3 vías
Wall-mounted shower thermostatic mixer 1-2-3 ways
Thermostatique de douche mural 1-2-3 voies
p. 223



sanybox para termostático de ducha mural 1 vía
Wall-mounted shower thermostatic mixer 1 way **sanybox**
sanybox pour thermostatique de douche mural 1voie
p. 223



sanybox para termostático de ducha mural 2-3 vías
Wall-mounted shower thermostatic mixer 2-3 ways **sanybox**
sanybox pour thermostatique de douche mural 2-3 voies
p. 223



Soporte de teleducha a pared fijo
Hand shower fixed wall support
Support mural fixe pour douchette
p. 229



Soporte de teleducha a pared orientable
Hand shower swivel wall support
Support mural pivotante pour douchette
p. 229

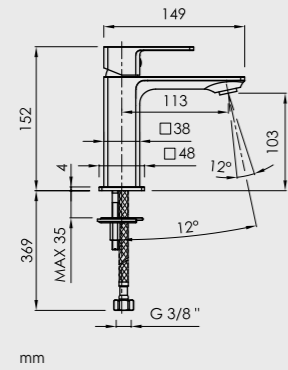


Soporte de teleducha con toma de agua a pared fijo
Hand shower fixed wall support with water outlet
Support mural fixe pour douchette avec sortie
p. 229



Toma de agua mural
Wall shower outlet
Coude de sortie mural
p. 229

Cubo



mm



Apertura en frío
Cold open
Ouverture en eau froide



Ahorro de energía
Energy saving
Économie d'énergie



Aireador orientable NEOPERL®
NEOPERL® adjustable aerator
Mousseur réglable NEOPERL®



Para válvula click clack
For pop-up waste
Pour bonde click-clack



Válvula no incluida
Waste not included
Bonde non incluse



Caudal a 3 BAR 5 l/min
Flow rate at 3 BAR 5 l/min
Débit à 3 BAR 5 l/min



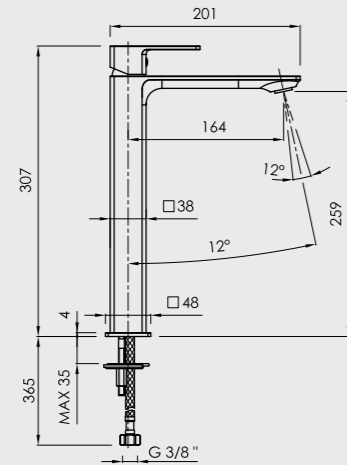
Ahorro de agua
Water saving
Économie de l'eau



Cartucho SEDAL®
SEDAL® cartridge
Cartouche SEDAL®



Latiguillos TUCAI®
TUCAI® hoses
Flexible TUCAI®



mm



Apertura en frío
Cold open
Ouverture en eau froide



Ahorro de energía
Energy saving
Économie d'énergie



Aireador orientable NEOPERL®
NEOPERL® adjustable aerator
Mousseur réglable NEOPERL®



Para válvula click clack
For pop-up waste
Pour bonde click-clack



Válvula no incluida
Waste not included
Bonde non incluse



Caudal a 3 BAR 5 l/min
Flow rate at 3 BAR 5 l/min
Débit à 3 BAR 5 l/min



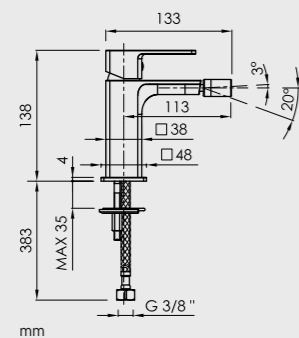
Ahorro de agua
Water saving
Économie de l'eau



Cartucho SEDAL®
SEDAL® cartridge
Cartouche SEDAL®



Latiguillos TUCAI®
TUCAI® hoses
Flexible TUCAI®



mm



Apertura en frío
Cold open
Ouverture en eau froide



Ahorro de energía
Energy saving
Économie d'énergie



Aireador orientable NEOPERL®
NEOPERL® adjustable aerator
Mousseur réglable NEOPERL®



Para válvula click clack
For pop-up waste
Pour bonde click-clack



Válvula no incluida
Waste not included
Bonde non incluse



Caudal a 3 BAR 5 l/min
Flow rate at 3 BAR 5 l/min
Débit à 3 BAR 5 l/min



Ahorro de agua
Water saving
Économie de l'eau




Cartucho SEDAL®
SEDAL® cartridge
Cartouche SEDAL®



Latiguillos TUCAI®
TUCAI® hoses
Flexible TUCAI®

Monomando de lavabo / Basin mixer / Mitigeur mecanique de lavabo




MNO002CR

MNO002BM



Monomando alto de lavabo / High basin mixer / Mitigeur mecanique haut de lavabo




MOA002CR

MOA002BM



Monomando de bidé / Bidet mixer / Mitigeur mecanique de bidet

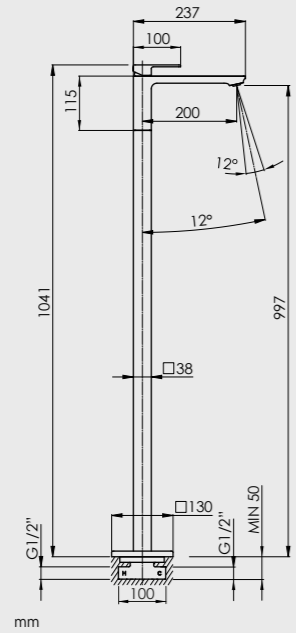


MBD002CR

MBD002BM



Cubo



Apertura en frío
Cold open
Ouverture en eau froide



Ahorro de energía
Energy saving
Économie d'énergie



Aireador orientable NEOPERL®
NEOPERL® adjustable aerator
Mousseur réglable NEOPERL®



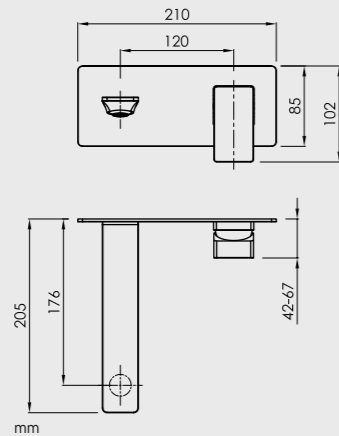
Caudal a 3 BAR 5 l/min
Flow rate at 3 BAR 5 l/min
Débit à 3 BAR 5 l/min



Ahorro de agua
Water saving
Économie de l'eau



Cartucho SEDAL®
SEDAL® cartridge
Cartouche SEDAL®



Apertura en frío
Cold open
Ouverture en eau froide



Ahorro de energía
Energy saving
Économie d'énergie



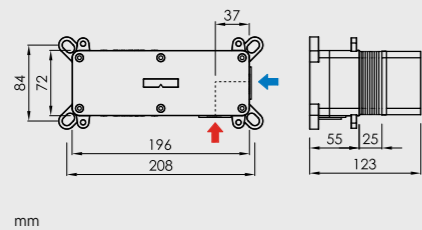
Aireador orientable NEOPERL®
NEOPERL® adjustable aerator
Mousseur réglable NEOPERL®



Caudal a 3 BAR 5 l/min
Flow rate at 3 BAR 5 l/min
Débit à 3 BAR 5 l/min



Ahorro de agua
Water saving
Économie de l'eau



Cuerpo encastré universal
Universal concealed body
Corps d'encastrement universel



Ahorro de energía
Energy saving
Économie d'énergie



Cartucho KEROX
KEROX cartridge
Cartouche KEROX




Apertura en frío
Cold open
Ouverture en eau froide



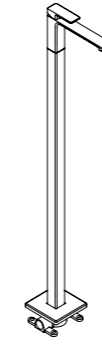
Conexiones 1/2" hembra latón
Connections 1/2" female brass
Raccordements 1/2" laiton femelle

Monomando exento de lavabo / Freestanding basin mixer / Mitigeur mecanique sur pied de lavabo




MEX002CR

MEX002BM

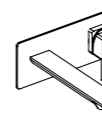


Monomando de lavabo mural / Wall-mounted basin mixer / Mitigeur mecanique de lavabo mural



MEN002CR

MEN002BM



sanybox para monomando lavabo mural / Wall-mounted basin mixer **sanybox** / **sanybox** pour mitigeur mecanique de lavabo mural



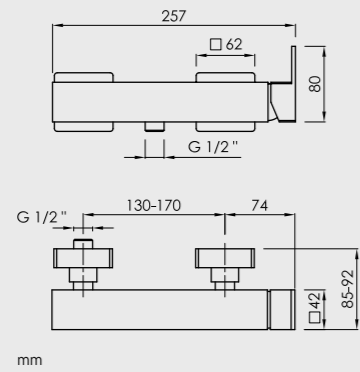
MEN000

* Las griferías murales contemplan solo la parte externa, el pedido debe acompañarse con el cuerpo de empotrar **sanybox** correspondiente.

* Wall-mounted faucets only include the external part, the order must be accompanied by the corresponding concealed body **sanybox**.

* Les robinets muraux ne sont que pour la partie extérieure, la commande doit être accompagnée du corps encastré **sanybox** correspondant.

Cubo



Monomando
Mixer
Mitigeur



Cartucho SEDAL®
SEDAL® cartridge
Cartouche SEDAL®



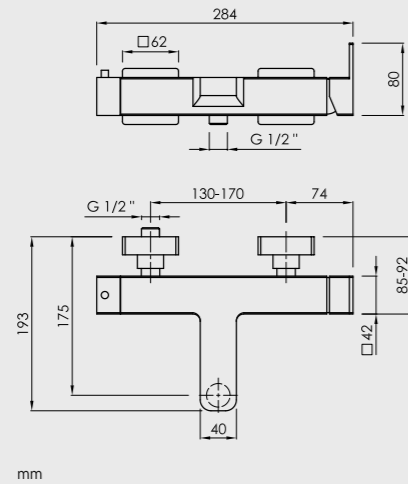
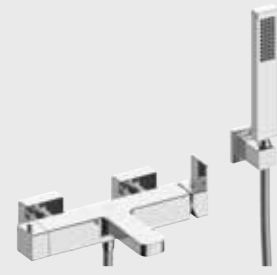
Teleducha de latón
Brass hand shower
Douchette à main en laiton



Limitador de caudal
Flow restrictor
Limiteur de débit



Flexo de 1,5 m
1,5 m hose
Flexible 1,5 m



Monomando
Mixer
Mitigeur



Cartucho SEDAL®
SEDAL® cartridge
Cartouche SEDAL®



Aireador NEOPERL®
NEOPERL® aerator
Mousseur NEOPERL®



Teleducha de latón
Brass hand shower
Douchette à main en laiton



Caudal a 3 BAR 21.2 l/min
Flow rate at 3 BAR 21.2 l/min
Débit à 3 BAR 21.2 l/min



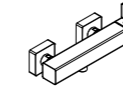
Limitador de caudal
Flow restrictor
Limiteur de débit



Flexo de 1,5 m
1,5 m hose
Flexible 1,5 m


Monomando exterior para ducha / Exposed shower mixer / Mitigeur mecanique de douche exterior

sin kit teleducha
without Hand shower kit
sans kit douchette



CR

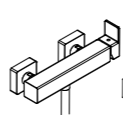
MDU002CR



BM

MDU002BM

con kit teleducha
with Hand shower kit
avec kit douchette



CR

MDU002CRKS


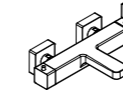


BM

MDU002BMKS


Monomando exterior para baño ducha / Exposed bath-shower mixer / Mitigeur mecanique de bain-douche exterior

sin kit teleducha
without Hand shower kit
sans kit douchette



CR


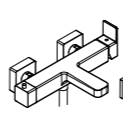
MDB002CR



BM


MDB002BM

con kit teleducha
with Hand shower kit
avec kit douchette



CR

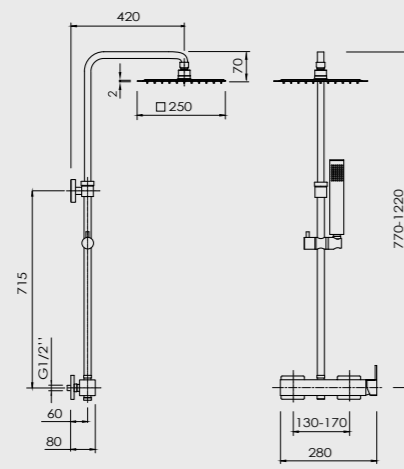
MDB002CRKS



BM

MDB002BMKS

Cubo



mm



Monomando
Mixer
Mitigeur



Cartucho SEDAL®
SEDAL® cartridge
Cartouche SEDAL®



Rociador acero inoxidable 2mm
2mm stainless steel shower head
Douhe de tête acier inoxydable 2mm



Flexo de PVC 1.5 m
1.5 m PVC hose
Flexible PVC 1,5 m



Altura regulable
Adjustable height
Hauteur réglable



Limitador de caudal
Flow restrictor
Limiteur de débit



Limitador de caudal
Flow restrictor
Limiteur de débit




Teleducha de latón
Brass hand shower
Douchette à main en laiton




Soporte deslizante y orientable
Sliding and adjustable support
Support coulissant et pivotant

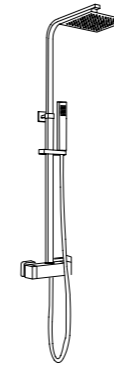
Columna de ducha monomando / Mixer shower column / Colonne de douche mitigeur mecanique



CR

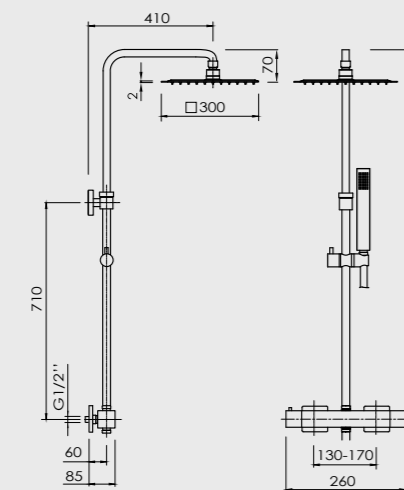


BM



COMO002CR

COMO002BM



mm



Mezclador termostático
Thermostatic mixer
Melangeur thermostatique



Rociador acero inoxidable 2mm
2mm stainless steel shower head
Douhe de tête acier inoxydable 2mm



Cartucho termostático VERNET®
VERNET® thermostatic cartridge
Cartouche thermostatique VERNET®



Altura regulable
Adjustable height
Hauteur réglable



Soporte deslizante y orientable
Sliding and adjustable support
Support coulissant et pivotant



Limitador de caudal
Flow restrictor
Limiteur de débit



Limitador de caudal
Flow restrictor
Limiteur de débit




Teleducha de latón
Brass hand shower
Douchette à main en laiton




Flexo 1,5m PVC
1,5 m PVC hose
Flexible 1,5m PVC

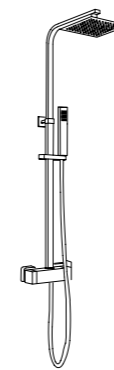
Columna de ducha termostática / Thermostatic shower column / Colonne de douche thermostatique



CR



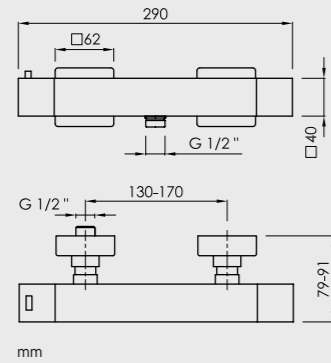
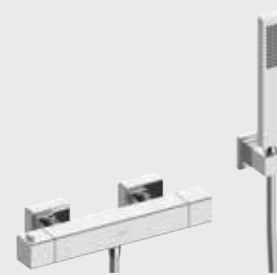
BM



COTE002CR

COTE002BM

Cubo



Mezclador termostático
Thermostatic mixer
Mélangeur thermostatique

Sistema safe touch
Safe touch body
Sistema safe touch

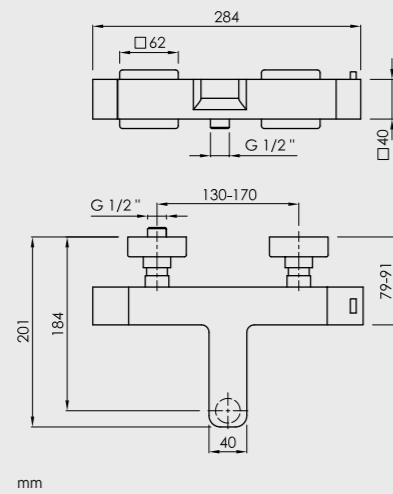
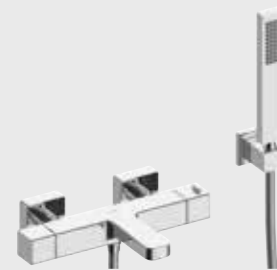
Cartucho termostático SEDAL®
SEDAL® thermostatic cartridge
Cartouche thermostatique SEDAL®

Teleducha de latón
Brass hand shower
Douchette à main en laiton

Limitador de caudal
Flow restrictor
Limiteur de débit

Antirretornos NEOPERL®
NEOPERL® check valves
Anti-retours NEOPERL®

Flexo de 1,5 m
1,5 m hose
Flexible 1,5 m



Mezclador termostático
Thermostatic mixer
Mélangeur thermostatique

Cartucho termostático SEDAL®
SEDAL® thermostatic cartridge
Cartouche thermostatique SEDAL®

Teleducha de latón
Brass hand shower
Douchette à main en laiton

Flexo de 1,5 m
1,5 m hose
Flexible 1,5 m


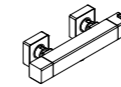
Caudal a 3 BAR 27,5 l/min
Flow rate at 3 BAR 27,5 l/min
Débit à 3 BAR 27,5 l/min

Limitador de caudal
Flow restrictor
Limiteur de débit

Antirretornos NEOPERL®
NEOPERL® check valves
Anti-retours NEOPERL®


Termostático exterior para ducha / Exposed shower thermostatic mixer / Thermostatique de douche exterior

sin kit teleducha
without Hand shower kit
sans kit douchette



CR

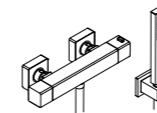
TDU002CR



BM


TDU002BM

con kit teleducha
with Hand shower kit
avec kit douchette



CR

TDU002CRKS

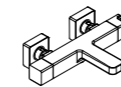


BM

TDU002BMKS


Termostático exterior para baño-ducha / Exposed bath-shower thermostatic mixer / Thermostatique de bain-douche exterior

sin kit teleducha
without Hand shower kit
sans kit douchette



CR

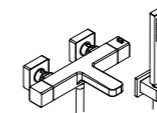
TDB002CR



BM

TDB002BM

con kit teleducha
with Hand shower kit
avec kit douchette



CR

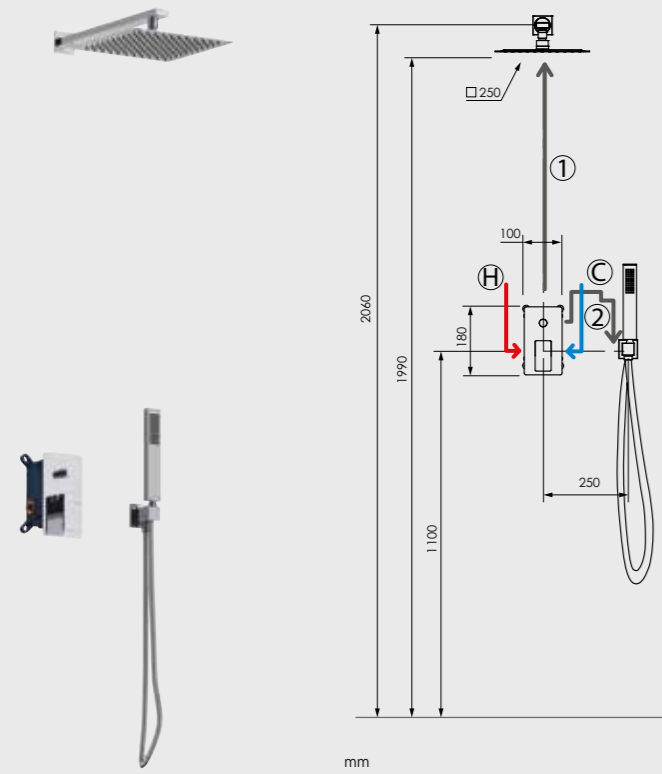
TDB002CRKS



BM

TDB002BMKS

Cubo



H Conexión caliente
Hot connection
Connexion chaude

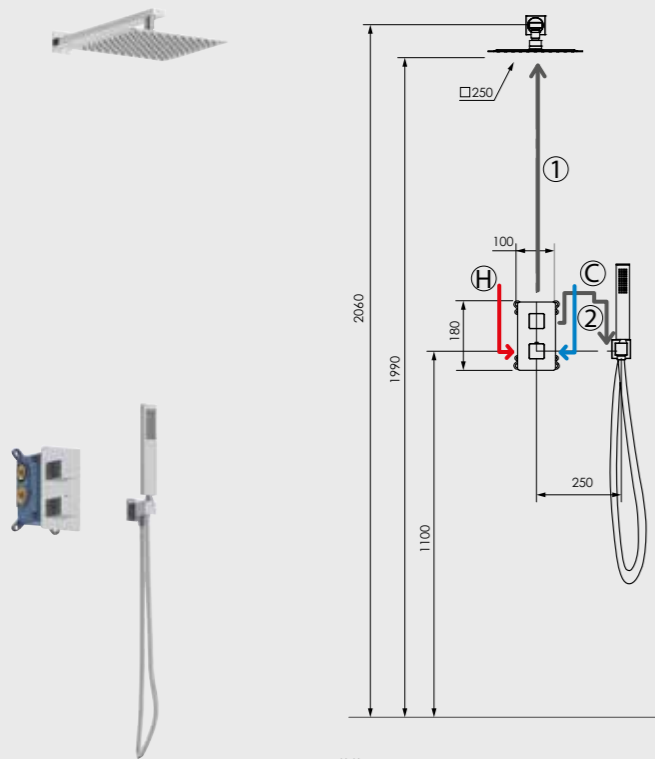
C Conexión fría
Cold connection
Connexion froide

1 Salida 1
Exit 1
Sortie 1

2 Salida 2
Exit 2
Sortie 2

-  Cuerpo encastre universal
Universal concealed body
Corps d'encastrement universel
-  2 vías
2 ways
2 voies
-  Monomando
Mixer
Mitigeur
-  Conexiones 1/2" hembra latón
Connections 1/2" female brass
Raccordements 1/2" laiton femelle
-  Cartucho SEDAL®
SEDAL® cartridge
Cartouche SEDAL®
-  Limitador de caudal
Flow restrictor
Limiteur de débit
-  Rociador acero inoxidable 2mm
2mm stainless steel shower head
Douche de tête acier inoxydable 2mm
-  Limitador de caudal
Flow restrictor
Limiteur de débit
-  Tetinas antical
Anti-limescale nozzles
Télines anti-calcaire
-  Ahorro de agua
Water saving
Economie de l'eau
-  Latón
Brass
Laiton
-  Teleducha de latón
Brass hand shower
Douchette à main en laiton
-  Flexo 1,5m
1,5 m hose
Flexible 1,5m
-  Sistema anti-torsión
Anti-twist
Système anti-torsion

mm



H Conexión caliente
Hot connection
Connexion chaude

C Conexión fría
Cold connection
Connexion froide

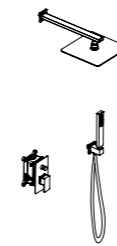
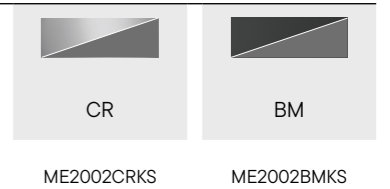

1 Salida 1
Exit 1
Sortie 1

2 Salida 2
Exit 2
Sortie 2

-  Cuerpo encastre universal
Universal concealed body
Corps d'encastrement universel
-  Limitador de caudal
Flow restrictor
Limiteur de débit
-  Mezclador termostático
Thermostatic mixer
Mélangeur thermostatique
-  2 y 3 vías
2 & 3 ways
2 et 3 voies
-  Cartucho termostático VERNET®
VERNET® thermostatic cartridge
Cartouche thermostatique VERNET®
-  Conexiones 1/2" hembra latón
Connections 1/2" female brass
Raccordements 1/2" laiton femelle
-  Rociador acero inoxidable 2mm
2mm stainless steel shower head
Douche de tête acier inoxydable 2mm
-  Limitador de caudal
Flow restrictor
Limiteur de débit
-  Tetinas antical
Anti-limescale nozzles
Télines anti-calcaire
-  Ahorro de agua
Water saving
Economie de l'eau
-  Latón
Brass
Laiton
-  Teleducha de latón
Brass hand shower
Douchette à main en laiton
-  Flexo 1,5m
1,5 m hose
Flexible 1,5m
-  Sistema anti-torsión
Anti-twist
Système anti-torsion

mm

Cubo kit monomando mural ducha rociador + teleducha Cubo kit wall-mounted shower mixer Shower head + Hand shower Cubo kit mitigeur mecanique de douche mural douche de tête + douchette



Cubo kit monomando mural

- Monomando de ducha mural 2 vías
- **sanybox** para monomando de ducha mural 2 vías
- Rociador de ducha 25 x 25 cm
- Brazo de ducha mural
- Soporte fijo de teleducha con toma de agua a pared
- Teleducha
- Flexo de ducha

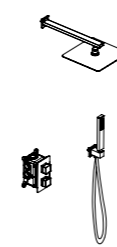
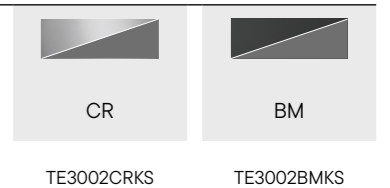

Cubo kit wall-mounted shower mixer

- Wall-mounted shower mixer 2 ways
- Wall-mounted shower mixer 2 way **sanybox**
- Shower head 25 x 25 cm
- Wall shower arm
- Hand shower fixed wall support with water outlet
- Hand shower
- Flexible hose

Cubo kit mitigeur de douche mural

- Mitigeur mecanique de douche mural 2 voies
- **sanybox** pour mitigeur de douche mural 2 voies
- Douche de tête 25 x 25 cm
- Bras de douche mural
- Support mural fixe pour douchette avec sortie- Douchette
- Flexible de douche

Cubo kit termostático mural ducha rociador + teleducha Cubo kit wall-mounted thermostatic shower mixer Shower head + Hand shower Cubo kit thermostatique de douche mural douche de tête + douchette



Cubo kit termostático mural

- Termostático de ducha mural 1-2-3 vías
- **sanybox** termostático de ducha mural 2-3 vías
- Rociador de ducha 25 x 25 cm
- Brazo de ducha mural
- Soporte fijo de teleducha con toma de agua a pared
- Teleducha
- Flexo de ducha

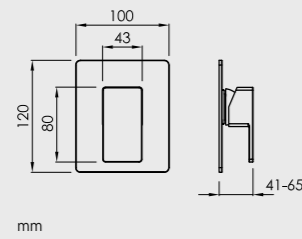
Cubo kit wall-mounted thermostatic shower mixer

- Wall-mounted shower thermostatic 1-2-3 ways
- Wall-mounted shower thermostatic mixer 2-3 ways **sanybox**
- Shower head 25 x 25 cm
- Wall shower arm
- Hand shower fixed wall support with water outlet
- Hand shower
- Flexible hose

Cubo kit thermostatique de douche mural

- Thermostatique de douche mural 1-2-3 voies
- **sanybox** thermostatique de douche mural 2-3 voies
- Douche de tête 25 x 25 cm
- Bras de douche mural
- Support mural fixe pour douchette avec sortie- Douchette
- Flexible de douche


Cubo



Monomando Mixer Mitigeur



1 vía
1 way
1 voie

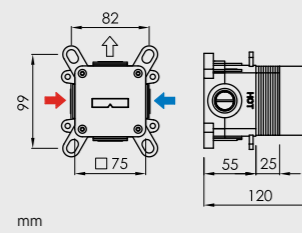


ME1002CR

ME1002BM



Monomando de ducha mural 1 vía / Wall-mounted shower mixer 1 way / Mitigeur mecanique de douche mural 1 voie



Cuerpo encastre universal
Universal concealed body
Corps d'encastrement universel



Caudal 26,2 l/min a 3 BAR
Flow rate 26,2 l/min at 3 BAR
Débit 26,2 l/min à 3 BAR



Monomando Mixer Mitigeur



1 vía
1 way
1 voie



Cartucho SEDAL®
SEDAL® cartridge
Cartouche SEDAL®

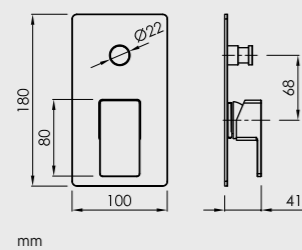


Conexiones 1/2" hembra latón
Connections 1/2" female brass
Raccordements 1/2" laiton femelle

sanybox para monomando de ducha mural 1 vía / Wall-mounted shower mixer 1 way **sanybox** / **sanybox** pour mitigeur mecanique de douche mural 1 voie




ME1000



Monomando Mixer Mitigeur



2 vías
2 ways
2 voies

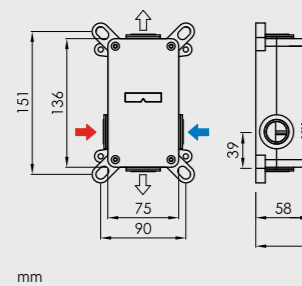


ME2002CR

ME2002BM



Monomando de ducha mural 2 vías / Wall-mounted shower mixer 2 ways / Mitigeur mecanique de douche mural 2 voies



Cuerpo encastre universal
Universal concealed body
Corps d'encastrement universel



Caudal 20 l/min a 3 BAR
Flow rate 20 l/min at 3 BAR
Débit 20 l/min à 3 BAR



Monomando Mixer Mitigeur



2 vías
2 ways
2 voies



Cartucho SEDAL®
SEDAL® cartridge
Cartouche SEDAL®



Conexiones 1/2" hembra latón
Connections 1/2" female brass
Raccordements 1/2" laiton femelle

sanybox para monomando de ducha mural 2 vías / Wall-mounted shower mixer 2 way **sanybox** / **sanybox** pour mitigeur mecanique de douche mural 2 voies



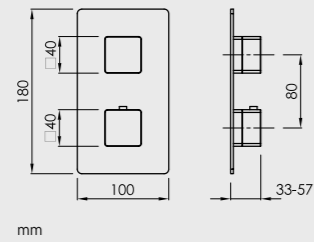
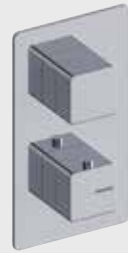
ME2000

* Las griferías murales contemplan solo la parte externa, el pedido debe acompañarse con el cuerpo de empotrar **sanybox** correspondiente.

* Wall-mounted faucets only include the external part, the order must be accompanied by the corresponding concealed body **sanybox**.

* Les robinets muraux ne sont que pour la partie extérieure, la commande doit être accompagnée du corps encastré **sanybox** correspondant.

Cubo



Mezclador termostático
Thermostatic mixer
Mélangeur thermostatique




1 vía
1 way
1 voie



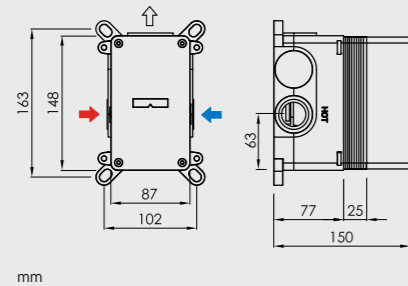
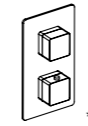
2 y 3 vías
2 & 3 ways
2 et 3 voies

Termostático de ducha mural 1-2-3 vías / Wall-mounted shower thermostatic mixer 1-2-3 ways / Thermostatique de douche mural 1-2-3 voies



T13002CR

T13002BM



Cuerpo encastre universal
Universal concealed body
Corps d'encastrement universel



Mezclador termostático
Thermostatic mixer
Mélangeur thermostatique



Cartucho termostático VERNET®
VERNET® thermostatic cartridge
Cartouche thermostatique VERNET®



Caudal 28 l/min a 3 BAR
Flow rate 28 l/min at 3 BAR
Débit 28 l/min à 3 BAR



1 vía
1 way
1 voie

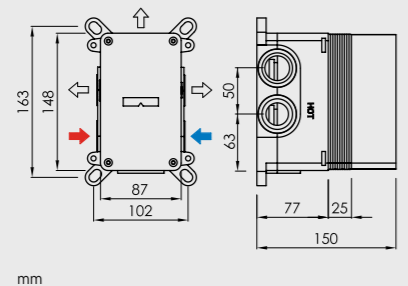


Conexiones 3/4" hembra latón
Connections 3/4" female brass
Raccordements 3/4" laiton femelle

sanybox termostático de ducha mural 1 vía / Wall-mounted shower thermostatic mixer 1 way **sanybox** / sanybox thermostatique de douche mural 1voie



TE1000



Cuerpo encastre universal
Universal concealed body
Corps d'encastrement universel



Mezclador termostático
Thermostatic mixer
Mélangeur thermostatique



Cartucho termostático VERNET®
VERNET® thermostatic cartridge
Cartouche thermostatique VERNET®



Caudal 28 l/min a 3 BAR
Flow rate 28 l/min at 3 BAR
Débit 28 l/min à 3 BAR

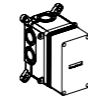


2 y 3 vías
2 & 3 ways
2 et 3 voies



Conexiones 3/4" hembra latón
Connections 3/4" female brass
Raccordements 3/4" laiton femelle

sanybox termostático de ducha mural 2-3 vías / Wall-mounted shower thermostatic mixer 2-3 ways **sanybox** / sanybox thermostatique de douche mural 2-3 voies



TE3000

* Las griferías murales contemplan solo la parte externa, el pedido debe acompañarse con el cuerpo de empotrar **sanybox** correspondiente.

* Wall-mounted faucets only include the external part, the order must be accompanied by the corresponding concealed body **sanybox**.

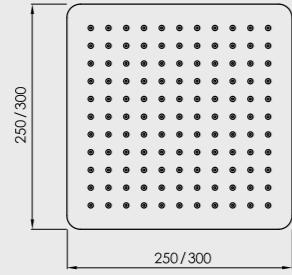
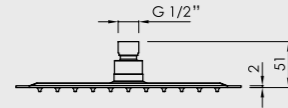
* Les robinets muraux ne sont que pour la partie extérieure, la commande doit être accompagnée du corps encastré **sanybox** correspondant.

** Artículo compatible con sanybox termostático de 1 vía y con **sanybox** termostático de 2-3 vías.

** Article compatible with 1-way thermostatic sanybox and 2-3-way thermostatic **sanybox**.

** Article compatible avec le **sanybox** thermostatique à 1 voie et le sanybox thermostatique à 2 ou 3 voies.

Cubo



mm



Rociador acero inoxidable 2mm
2mm stainless steel shower head
Douche de tête acier inoxydable 2mm



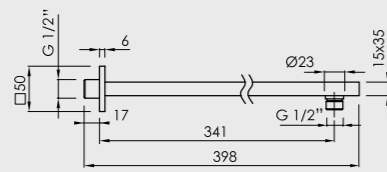
Limitador de caudal
Flow restrictor
Limiteur de débit



Tetinas antica
Anti-limescale nozzles
Tétines anti-calcaire



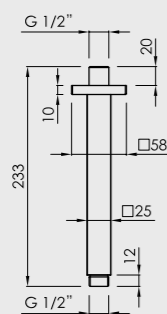
Ahorro de agua
Water saving
Economie de l'eau



mm



Latón
Brass
Laiton



mm



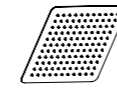
Latón
Brass
Laiton

Rociador de ducha / Shower head / Douche de tête



ROC002CR

ROC002BM




30 x 30 cm

ROC00230CR

ROC00230BM

Brazo de ducha mural / Wall shower arm / Bras de douche mural




BRP00240CR

BRP00240BM



Brazo de ducha a techo / Ceiling shower arm / Bras de douche au plafond

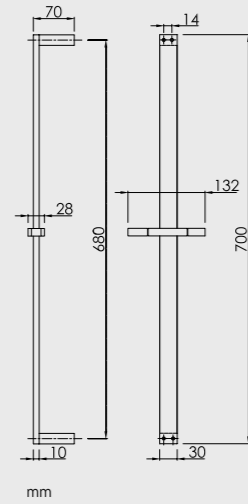


BRT00220CR

BRT00220BM



Cubo



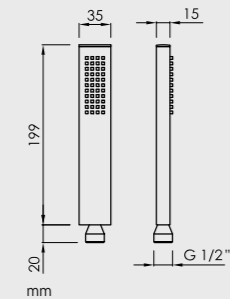
Soporte deslizante y orientable
Sliding and adjustable support
Support coulissant et pivotant



Teleducha no incluida
Hand shower not included
Douchette non incluse



Barra deslizante metálica
Metal sliding shower bar
Barre de douche métallique



Teleducha de latón
Brass hand shower
Douchette à main en laiton



Tetinas antical
Anti-limescale nozzles
Têtes anti-calcaire



Limitador de caudal
Flow restrictor
Limiteur de débit



Flexo de PVC 1,5 m
1,5 m PVC hose
Flexible PVC 1,5 m



Sistema anti-torsión
Anti-twist
Système anti-torsion



Flexo 1,5 m de silicona
1,5 m silicone hose
Flexible 1,5 m silicone



Sistema anti-torsión
Anti-twist
Système anti-torsion




Flexo 1,5 m de silicona
1,5 m silicone hose
Flexible 1,5 m silicone



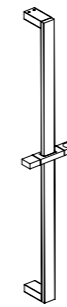
Sistema anti-torsión
Anti-twist
Système anti-torsion

Barra de ducha deslizante / Sliding shower bar / Barre de douche coulissante



CR

BM



BAR00270CR

BAR00270BM

Teleducha / Hand shower / Douchette



CR


BM



TEL002CR

TEL002BM

Flexo de ducha / Flexible hose / Flexible de douche



CR

BM



FLE010CR

FLE010BM

Flexo de ducha silicona gris / Grey Silicone flexible hose / Flexible de douche en silicone gris



CR


BM



FLE030CR

FLE030BM

Flexo de ducha silicona negro mate / Black matt silicone shower hose / Flexible de douche en silicone noir mat


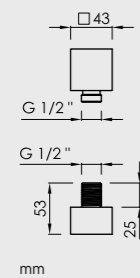
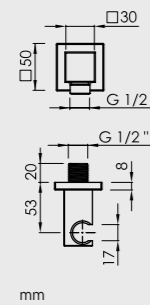
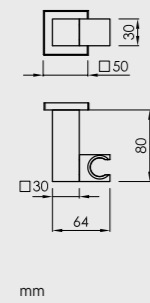

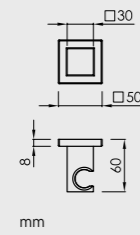



BM




FLE040BM


Cubo




Soporte de teleducha a pared fijo / Hand shower fixed wall support / Support mural fixe pour douchette




Soporte de teleducha a pared orientable / Hand shower swivel wall support / Support mural pivotante pour douchette



Soporte de teleducha con toma de agua a pared fijo / Hand shower fixed wall support with water outlet / Support mural fixe pour douchette avec sortie



Toma de agua mural / Wall shower outlet / Coude de sortie mural



Air




Air

Air presenta un diseño diferenciador. Su cuerpo cilíndrico se une con el caño rectangular en un encuentro único. Su maneta ultra-slim le aporta un carácter ligero que no deja indiferente. Disponible en cromo brillo y negro mate para monomandos de lavabo, bidé y grifería borde bañera.

Air presents a distinctive design. Its cylindrical body joins the rectangular pipe in a unique encounter. Its ultra-slim handle adds a subtle character that does not leave you indifferent. Available in chrome glossy and black matt for mixer wash basin, bidet and bath deck fittings.


Air présente un design différencié. Son corps cylindrique se joint au bec rectangulaire dans une combinaison unique. Sa poignée ultra-mince lui apporte un caractère léger qui ne laisse pas indifférent. Disponible en chrome éclatant et noir mat pour les mitigeurs d'évier, de bidet et du robinet de bord de baignoire.



Air



Monomando
Single lever
Mitigeur



MNO003BM
Black Matt



Air



Monomando
Single lever
Mitigeur



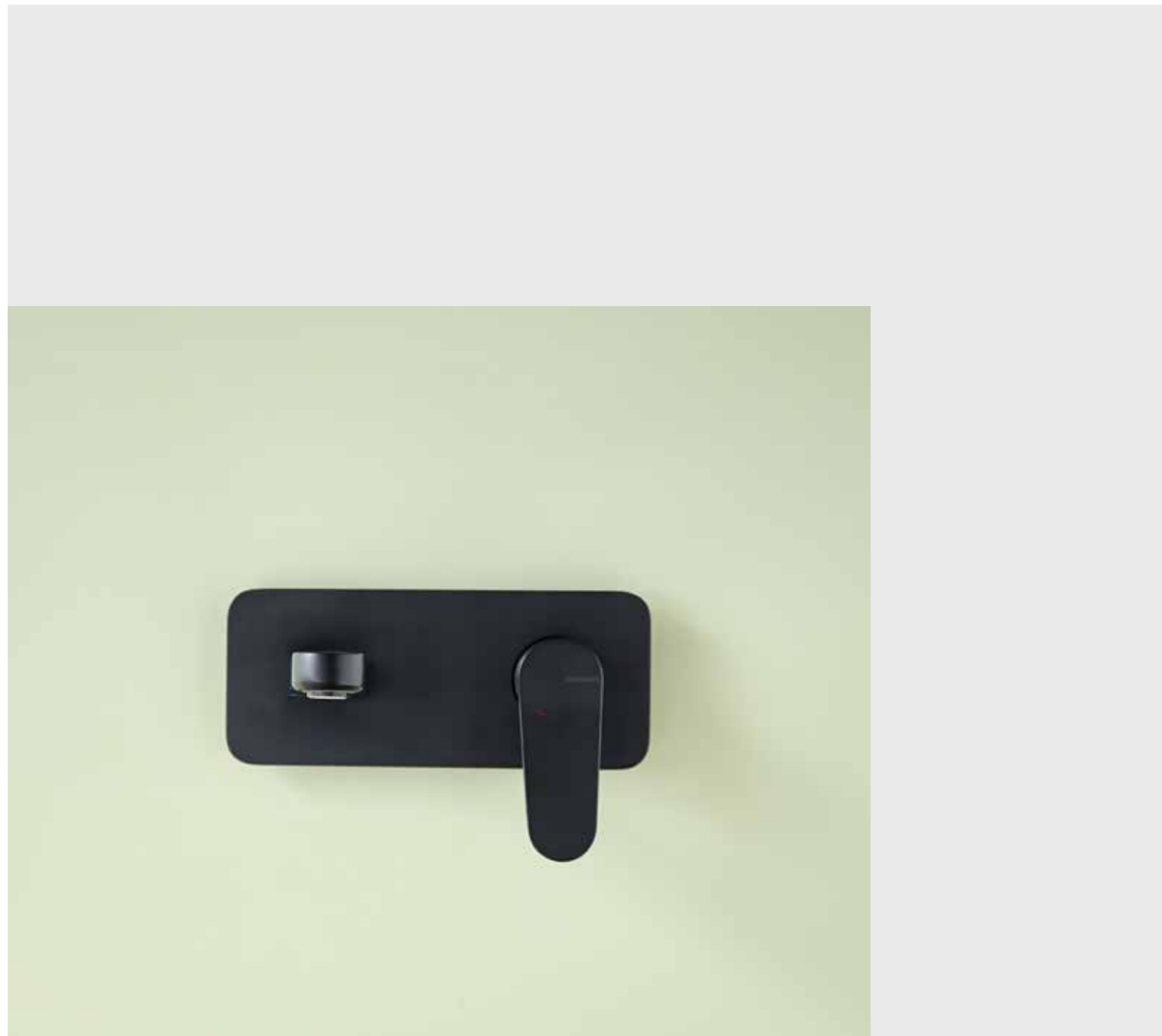
MNO003CR
Chrome



Air



Monomando
Single lever
Mitigeur



MEN003CR
Chrome
MEN000



MEN003BM
Black Matt
MEN000


Air



Monomando
Single lever
Mitigeur



ME1003CR
Chrome
ME1000



ROC001BM
BRP00140BM
TEL001BM
FLE010BM
STM001BM
ME2003BM
Black Matt
ME2000



Monomando de lavabo
Basin mixer
Mitigeur mecanique de lavabo
p. 245



Monomando alto de lavabo
High basin mixer
Mitigeur mecanique haut de lavabo
p. 245



Monomando de bidé
Bidet mixer
Mitigeur mecanique de bidet
p. 245



Monomando exento de lavabo
Freestanding basin mixer
Mitigeur mecanique sur pied de lavabo
p. 247



Air kit monomando mural ducha
rociador + teleducha
Air kit wall-mounted shower mixer
shower head + hand shower
Air kit mitigeur mecanique de douche
mural douche de tête + douchette
p. 249



Monomando de lavabo mural
Wall mounted basin mixer
Mitigeur mecanique de lavabo mural
p. 247



sanybox para monomando lavabo mural
Wall-mounted basin mixer **sanybox**
sanybox pour mitigeur mecanique de lavabo mural
p. 247



Monomando borde bañera
Deck mounted mixer for bathtub
Mitigeur mecanique au bord pour baignoire
p. 249



Monomando ducha mural 1 vía
Wall mounted mixer 1 way
Mitigeur mecanique de douche mural 1 voie
p. 251



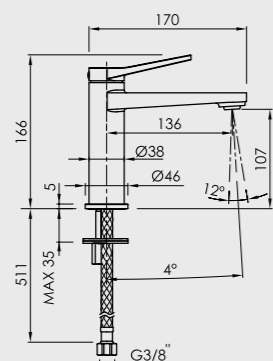
sanybox para monomando de ducha mural 1 vía
Wall-mounted shower mixer 1 way **sanybox**
sanybox pour mitigeur mecanique de douche mural 1 voie
p. 251



Monomando ducha mural 2 vías
Wall mounted mixer 2 ways
Mitigeur mecanique de douche mural 2 voies
p. 251



sanybox para monomando de ducha mural 2 vías
Wall-mounted shower mixer 2 way **sanybox**
sanybox pour mitigeur mecanique de douche mural 2 voies mural
p. 251



mm



Apertura en frío
Cold open
Ouverture en eau froide



Ahorro de energía
Energy saving
Économie d'énergie



Aireador orientable NEOPERL®
NEOPERL® adjustable aerator
Mousseur réglable NEOPERL®



Para válvula click clack
For pop-up waste
Pour bonde click-clack



Válvula no incluida
Waste not included
Bonde non incluse



Caudal a 3 BAR 4,9 l/min
Flow rate at 3 BAR 4,9 l/min
Débit à 3 BAR 4,9 l/min



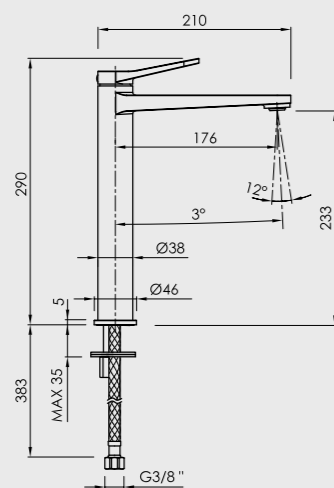
Ahorro de agua
Water saving
Économie de l'eau



Cartucho CITEC
CITEC cartridge
Cartouche CITEC



Latiguillos TUCAI®
TUCAI® hoses
Flexibles TUCAI®



mm



Apertura en frío
Cold open
Ouverture en eau froide



Ahorro de energía
Energy saving
Économie d'énergie



Aireador orientable NEOPERL®
NEOPERL® adjustable aerator
Mousseur réglable NEOPERL®



Para válvula click clack
For pop-up waste
Pour bonde click-clack



Válvula no incluida
Waste not included
Bonde non incluse



Caudal a 3 BAR 4,9 l/min
Flow rate at 3 BAR 4,9 l/min
Débit à 3 BAR 4,9 l/min



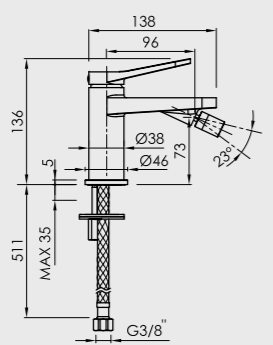
Ahorro de agua
Water saving
Économie de l'eau



Cartucho CITEC
CITEC cartridge
Cartouche CITEC



Latiguillos TUCAI®
TUCAI® hoses
Flexibles TUCAI®



mm



Apertura en frío
Cold open
Ouverture en eau froide



Ahorro de energía
Energy saving
Économie d'énergie



Aireador orientable NEOPERL®
NEOPERL® adjustable aerator
Mousseur réglable NEOPERL®



Para válvula click clack
For pop-up waste
Pour bonde click-clack



Válvula no incluida
Waste not included
Bonde non incluse



Caudal a 3 BAR 4,7 l/min
Flow rate at 3 BAR 4,7 l/min
Débit à 3 BAR 4,7 l/min



Ahorro de agua
Water saving
Économie de l'eau




Cartucho CITEC
CITEC cartridge
Cartouche CITEC



Latiguillos TUCAI®
TUCAI® hoses
Flexibles TUCAI®

Monomando de lavabo / Basin mixer / Mitigeur mecanique de lavabo




MNO003CR

MNO003BM



Monomando alto de lavabo / High basin mixer / Mitigeur mecanique haut de lavabo




MOA003CR

MOA003BM



Monomando de bidé / Bidet mixer / Mitigeur mecanique de bidet

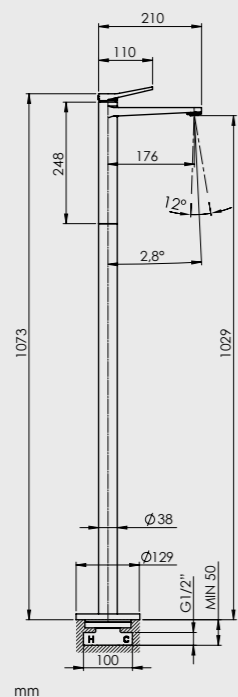


MBD003CR

MBD003BM



Air



Apertura en frío
Cold open
Ouverture en eau froide



Ahorro de energía
Energy saving
Économie d'énergie



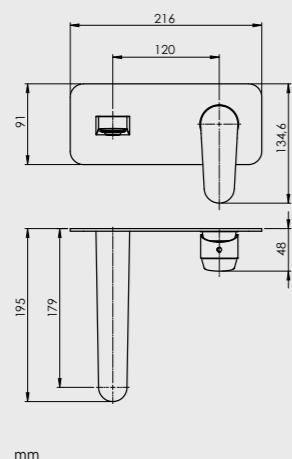
Aireador NEOPERL®
NEOPERL® aerator
Mousseur NEOPERL®



Caudal a 3 BAR 8,8 l/min
Flow rate at 3 BAR 8,8 l/min
Débit à 3 BAR 8,8 l/min



Cartucho SEDAL®
SEDAL® cartridge
Cartouche SEDAL®



Apertura en frío
Cold open
Ouverture en eau froide



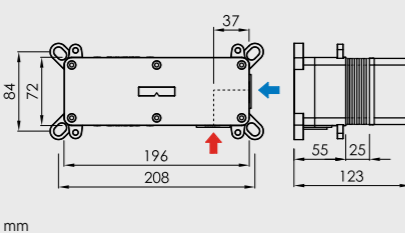
Ahorro de energía
Energy saving
Économie d'énergie



Aireador orientable NEOPERL®
NEOPERL® adjustable aerator
Mousseur réglable NEOPERL®



Caudal a 3 BAR 5 l/min
Flow rate at 3 BAR 5 l/min
Débit à 3 BAR 5 l/min



Cuerpo encastre universal
Universal concealed body
Corps d'encastrement universel



Ahorro de energía
Energy saving
Économie d'énergie



Cartucho KEROX
KEROX cartridge
Cartouche KEROX





Apertura en frío
Cold open
Ouverture en eau froide



Conexiones 1/2" hembra latón
Connections 1/2" female brass
Raccordements 1/2" laiton femelle


Monomando exento de lavabo / Freestanding basin mixer / Mitigeur mecanique sur pied de lavabo



MEX003CR

MEX003BM

Monomando de lavabo mural / Wall-mounted basin mixer / Mitigeur mecanique de lavabo mural



MEN003CR

MEN003BM

sanybox para monomando lavabo mural / Wall-mounted basin mixer sanybox / sanybox pour mitigeur mecanique de lavabo mural

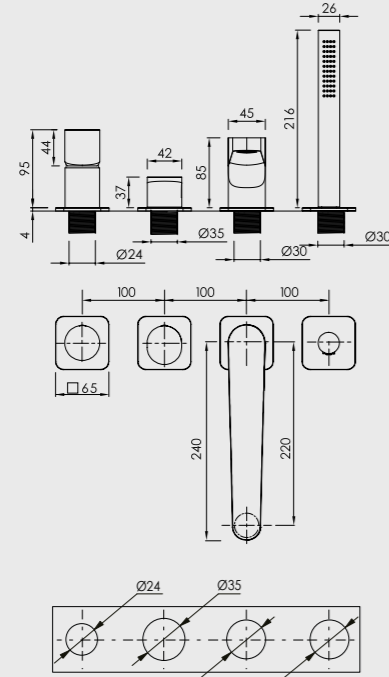


MEN000

* Las griferías murales contemplan solo la parte externa, el pedido debe acompañarse con el cuerpo de empotrar sanybox correspondiente.

* Wall-mounted faucets only include the external part, the order must be accompanied by the corresponding concealed body sanybox.

* Les robinets muraux ne sont que pour la partie extérieure, la commande doit être accompagnée du corps encastré sanybox correspondant.



mm

Agujeros de instalación
Installation holes
Perçages d'installation



Monomando
Mixer
Mitigeur



Aireador NEOPERL®
NEOPERL® aerator
Mousseur NEOPERL®



Teleducha de latón
Brass hand shower
Douchette à main en laiton



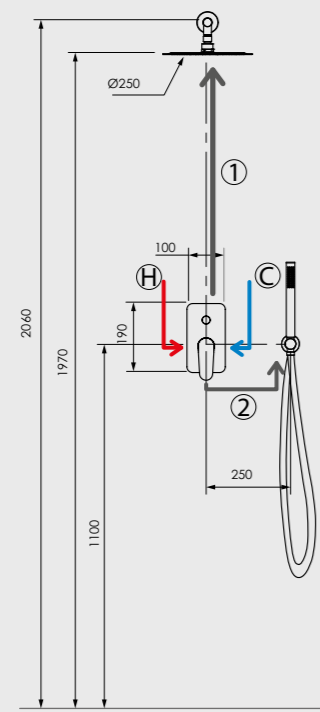
Caudal a 3 BAR 18,2 l/min
Flow rate at 3 BAR 18,2 l/min
Débit à 3 BAR 18,2 l/min



Limitador de caudal
Flow restrictor
Limiteur de débit



Flexo 2m
2 m hose
Flexible 2m



mm

H Conexión caliente Hot connection Connexion chaude
C Conexión fría Cold connection Connexion froide
1 Salida 1 Exit 1 Sortie 1
2 Salida 2 Exit 2 Sortie 2



Cuerpo encastre universal
Universal concealed body
Corps d'encastrement universel



Monomando
Mixer
Mitigeur



Cartucho SEDAL®
SEDAL® cartridge
Cartouche SEDAL®



Rociador acero inoxidable 2mm
2mm stainless steel Shower head
Douche de tête acier inoxydable 2mm



Tetinas antical
Anti-limescale nozzles
Tétines anti-calcaire



Latón
Brass
Laiton



Flexo 1,5m
1,5 m hose
Flexible 1,5m



2 vías
2 ways
2 voies



Conexiones 1/2" hembra latón
Connections 1/2" female brass
Raccordements 1/2" laiton femelle



Limitador de caudal
Flow restrictor
Limiteur de débit



Limitador de caudal
Flow restrictor
Limiteur de débit



Ahorro de agua
Water saving
Economie de l'eau


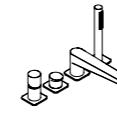


Teleducha de latón
Brass hand shower
Douchette à main en laiton



Sistema anti-torsión
Anti-twist
Système anti-torsion

Monomando borde bañera / Deck mounted mixer for bathtub / Mitigeur mecanique au bord pour baignoire




CR

BM

BNBB003CR

BNBB003BM

Air kit monomando mural ducha rociador + teleducha
Air kit wall-mounted shower mixer Shower head + Hand shower
Air kit mitigeur mecanique de douche mural douche de tête + douchette

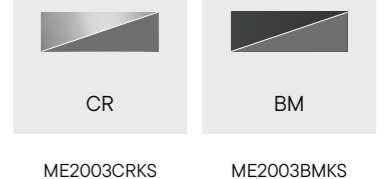


CR

BM

ME2003CRK

ME2003BMK



CR

BM

ME2003CRKS

ME2003BMKS

Air kit monomando mural

- Monomando de ducha mural 2 vías
- **sanybox** para monomando de ducha mural 2 vías
- Rociador de ducha Ø25 cm
- Brazo de ducha mural
- Soporte fijo de teleducha con toma de agua a pared
- Teleducha
- Flexo de ducha

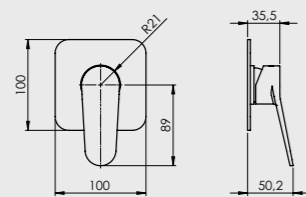
Air kit wall-mounted shower mixer

- Wall-mounted shower mixer 2 ways
- Wall-mounted shower mixer 2 way **sanybox**
- Shower head Ø25 cm
- Wall shower arm
- Support mural fixe pour douchette avec sortie
- Hand shower
- Flexible hose

Air kit mitigeur de douche mural

- Mitigeur de douche mural 2 voies
- **sanybox** pour mitigeur de douche mural 2 voies
- Douche de tête Ø25 cm
- Bras de douche mural
- Support mural fixe pour douchette avec sortie
- Douchette
- Flexible de douche

Air



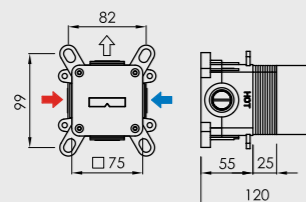
mm



Monomando
Mixer
Mitigeur



1 vía
1 way
1 voie



mm



Cuerpo encastre universal
Universal concealed body
Corps d'encastrement universel



Caudal a 3 BAR 26,2 l/min
Flow rate at 3 BAR 26,2 l/min
Débit à 3 BAR 26,2 l/min



Monomando
Mixer
Mitigeur



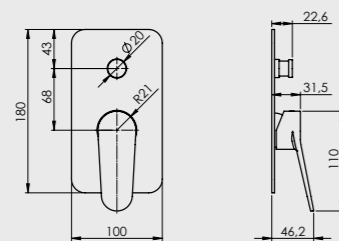
1 vía
1 way
1 voie



Cartucho SEDAL®
SEDAL® cartridge
Cartouche SEDAL®



Conexiones 1/2" hembra latón
Connections 1/2" female brass
Raccordements 1/2" laiton femelle



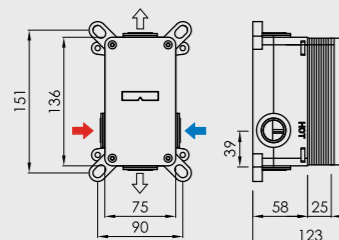
mm



Monomando
Mixer
Mitigeur



2 vías
2 ways
2 voies



mm



Cuerpo encastre universal
Universal concealed body
Corps d'encastrement universel



Caudal a 3 BAR 20 l/min
Flow rate at 3 BAR 20 l/min
Débit à 3 BAR 20 l/min



Monomando
Mixer
Mitigeur



2 vías
2 ways
2 voies




Cartucho SEDAL®
SEDAL® cartridge
Cartouche SEDAL®



Conexiones 1/2" hembra latón
Connections 1/2" female brass
Raccordements 1/2" laiton femelle

Monomando de ducha mural 1 vía / Wall-mounted shower mixer 1 way / Mitigeur mecanique de douche mural 1 voie



ME1003CR

ME1003BM




sanybox para monomando de ducha mural 1 vía / Wall-mounted shower mixer 1 way sanybox / sanybox pour mitigeur mecanique de douche mural 1 voie



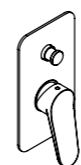
ME1000

Monomando de ducha mural 2 vías / Wall-mounted shower mixer 2 ways / Mitigeur de douche mural 2 voies

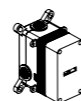


ME2003CR

ME2003BM



sanybox para monomando de ducha mural 2 vías / Wall-mounted shower mixer 2 way sanybox / sanybox pour mitigeur mecanique de douche mural 2 voies



ME2000

* Las griferías murales contemplan solo la parte externa, el pedido debe acompañarse con el cuerpo de empotrar sanybox correspondiente.

* Wall-mounted faucets only include the external part, the order must be accompanied by the corresponding concealed body sanybox.

* Les robinets muraux ne sont que pour la partie extérieure, la commande doit être accompagnée du corps encastré sanybox correspondant.

Accessories

Accesorios

Accessoires



Accessories



TOM001NB
FLE030NB
BAR00170NB
TEL001NB

Los flexos Silk están fabricados con manguera de silicona de grado alimentario, entre sus prestaciones destacan:

- Mayor valor estético.
- Suavidad al tacto.
- Mayor flexibilidad y comodidad de uso.
- Menos adherencia de la cal en la superficie, lo que conlleva un mantenimiento reducido.
- Color duradero.

Silk hose are manufactured with food grade silicone, among its advantages are the following:

- Greater aesthetic value.
- Soft to the touch.
- More flexibility and comfort of use.
- Less adhesion of limescale on the surface, which means reduced maintenance.
- Long lasting colour.

Les tuyaux en soie sont fabriqués en silicone de qualité alimentaire et présentent les caractéristiques suivantes:

- Plus grande valeur esthétique.
- Douceur au toucher.
- Plus de flexibilité et de confort d'utilisation.
- Moins d'adhérence du calcaire sur la surface, ce qui signifie une réduction de l'entretien.
- Couleur durable.



FLE040BM
TEL001BM

Accessories



Desagüe universal lavabo click-clack o siempre abierto latón

Universal basin pop-up waste or always open brass

Bonde lavabo universelle click-clack ou toujours ouvert laiton

p. 259



Desagüe universal lavabo click-clack

Universal basin pop-up waste

Bonde lavabo universelle click-clack ou toujours ouvert laiton

p. 259



Sifón botella tubular metálico

Metallic bottle trap tube

Siphon métallique round

p. 259



Sifón botella cuadrado inox

Bottle trap square stainless steel

Siphon métallique carrée

p. 259



Sifón flexible PP

PP flexible siphon

Siphon flexible PP

p. 259



Loop llave de paso lavabo 3/8"

Loop basin angle valve 3/8"

Loop robinet d'arrêt sous lavabo 3/8"

p. 259



Cubo llave de paso lavabo 3/8"

Cubo basin angle valve 3/8"

Cubo robinet d'arrêt sous lavabo 3/8"

p. 255



Barra de ducha deslizante ajustable redonda 30-65cm metálica

Metal adjustable round sliding shower bar 30-65cm

Barre de douche métallique ronde et coulissante et réglable 30-65cm

p. 261



Barra ducha deslizante ajustable cuadrada 30-65cm metálica

Metal adjustable square sliding shower bar 30-65cm

Barre de douche métallique carrée et coulissante et réglable 30-65cm

p. 261



Conjunto barra ducha deslizante redonda teleducha 3 funciones

Round sliding shower bar set with 3 function hand shower

Kit de barre de douche ronde coulissante avec 3 fonctions douchette

p. 263



Conjunto barra ducha deslizante cuadrada teleducha 3 funciones

Square sliding shower bar set with 3 function hand

Kit de barre de douche carrée coulissante avec 3 fonctions douchette

p. 263



Teleducha ABS 3 funciones

3 function hand shower

3 fonctions douchette

p. 207



Flexo de ducha silicona

Silicon Flexible hose

Flexible de douchesilicone

p. 139



Flexo de ducha PVC

PVC flexible hose

Flexible de douche PVC

p. 207



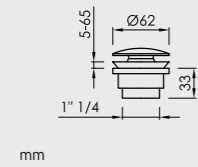
Flexo de ducha acero inoxidable

Stainless steel flexible hose

Flexible de douche acier inoxydable

p. 265

Accessories



mm



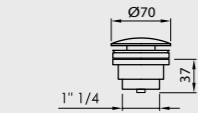
Click-clack
Pop-up
Click-clack



Latón
Brass
Laiton



Opcion: siempre abierto
Option: always open
Option: sempre ouvert



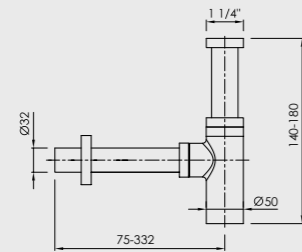
mm



Click-clack
Pop-up
Click-clack



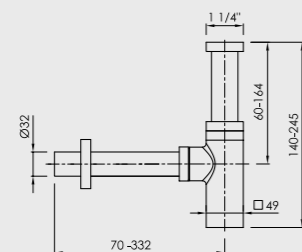
Latón
Brass
Laiton



mm



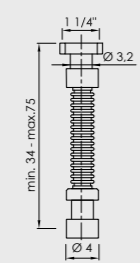
Metal
Metal
Métallique



mm



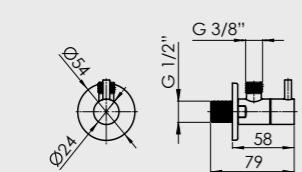
Latón
Brass
Laiton



mm



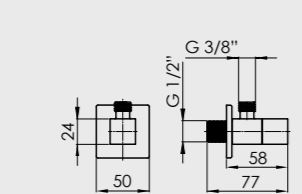
PP
PP
PP



mm




Latón
Brass
Laiton



mm



Latón
Brass
Laiton



Desagüe universal lavabo
Universal basin pop-up waste
Bonde lavabo universelle click-clack



click-clack o siempre abierto
pop-up or always open
click-clack ou sempre ouvert

ACCLV005CR

ACCLV005BM

ACCLV005MG

ACCLV005RM

ACCLV005NB

ACCLV005BG

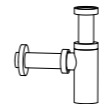
ACCLV005RG



click-clack
pop-up
click-clack

ACCLV001

Sifón botella tubular metálico
Metallic bottle trap tube
Siphon métallique round



ACCLV002CR

ACCLV002BM

ACCLV002MG

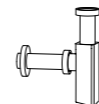
ACCLV002RM

ACCLV002NB

ACCLV002BG

ACCLV002RG

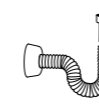
Sifón botella cuadrado metálico
Metallic bottle trap square
Siphon métallique carrée



ACCLV006CR

ACCLV006BM

Sifón flexible PP
PP flexible siphon
Siphon flexible PP



ACCLV003

Loop llave de paso lavabo 3/8"
Loop basin angle valve 3/8"
Loop robinet d'arrêt sous lavabo 3/8"



TOL001CR

TOL001BM

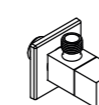
TOL001MG

TOL001NB

TOL001BG

TOL001RG

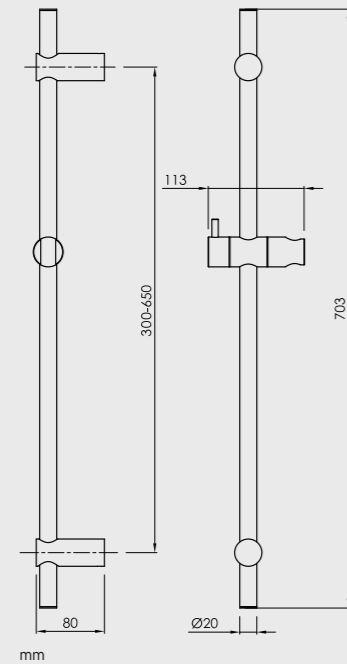
Cubo llave de paso lavabo 3/8"
Cubo basin angle valve 3/8"
Cubo robinet d'arrêt sous lavabo 3/8"



TOL002CR

TOL002BM

Accessories



Agujeros instalación a pared
ajustables
Adjustable wall fixing holes
Trous d'installation muraux **ajustables**




Barra deslizante metálica
Metal sliding shower bar
Barre de douche métallique

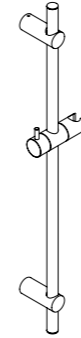


Soporte deslizante y orientable
Sliding and adjustable support
Support coulissant et pivotant

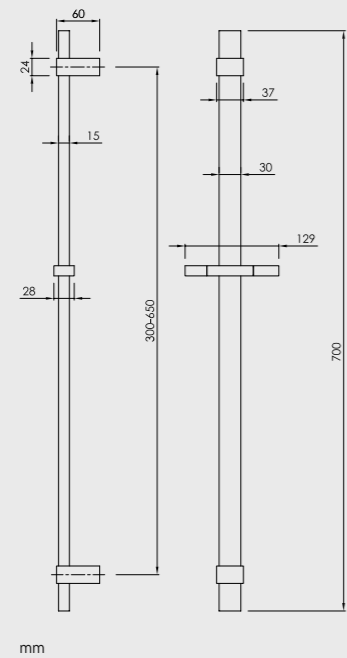
Barra ducha deslizante ajustable redonda 30-65cm / Adjustable round sliding shower bar 30-65cm / Barre de douche ronde et coulissante et réglable 30-65cm



CR



BAR04170CR



Agujeros instalación a pared
ajustables
Adjustable wall fixing holes
Trous d'installation muraux **ajustables**




Barra deslizante metálica
Metal sliding shower bar
Barre de douche métallique

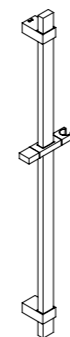


Soporte deslizante y orientable
Sliding and adjustable support
Support coulissant et pivotant

Barra ducha deslizante ajustable cuadrada 30-65cm / Adjustable square sliding shower bar 30-65cm / Barre de douche carrée et coulissante et réglable 30-65cm

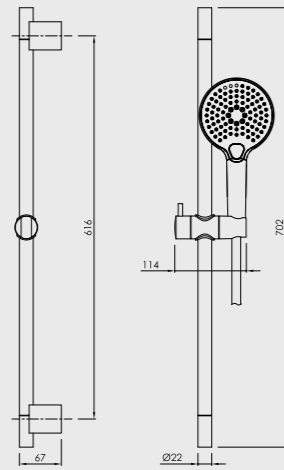


CR



BAR04280CR

Accessories



Soporte deslizante y orientable
Sliding and adjustable support
Support coulissant et pivotant



Teleducha de ABS
ABS hand shower
Douchette à main en ABS



Teleducha 3 funciones
3 function hand shower
Douchette à main 3 fonctions



Flexo inox 1,5m
1,5 m inox hose
Flexible inox 1,5m



Caudal a 3 BAR 11 l/min
Flow rate at 3 BAR 11 l/min
Débit à 3 BAR 11 l/min



Caudal a 3 BAR 10,8 l/min
Flow rate at 3 BAR 10,8 l/min
Débit à 3 BAR 10,8 l/min 10,8 l/min




Caudal a 3 BAR 13,3 l/min
Flow rate at 3 BAR 13,3 l/min
Débit à 3 BAR 13,3 l/min

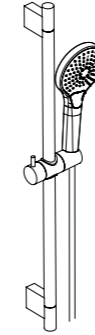


Barra deslizante metálica
Metal sliding shower bar
Barre de douche métallique

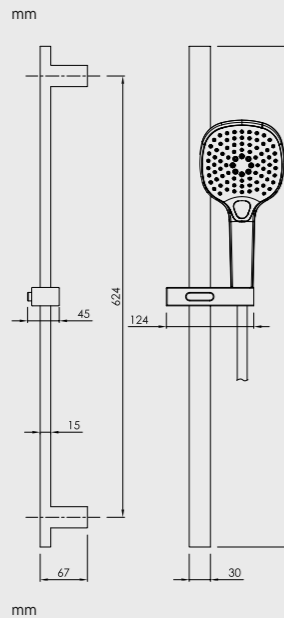
Conjunto barra ducha deslizante redonda / Adjustable round shower bar set / Kit de barre de douche ronde coulissante



CR



BAR043CRK



Soporte deslizante y orientable
Sliding and adjustable support
Support coulissant et pivotant



Teleducha de ABS
ABS hand shower
Douchette à main en ABS



Teleducha 3 funciones
3 function hand shower
Douchette à main 3 fonctions



Flexo inox de 1,5m
1,5 m inox hose
Flexible inox 1,5m



Caudal a 3 BAR 10,5 l/min
Flow rate at 3 BAR 10,5 l/min
Débit à 3 BAR 10,5 l/min



Caudal a 3 BAR 10,6 l/min
Flow rate at 3 BAR 10,6 l/min
Débit à 3 BAR 10,6 l/min




Caudal a 3 BAR 12,9 l/min
Flow rate at 3 BAR 12,9 l/min
Débit à 3 BAR 12,9 l/min

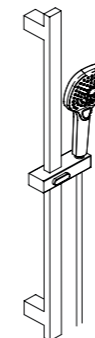


Barra deslizante metálica
Metal sliding shower bar
Barre de douche métallique

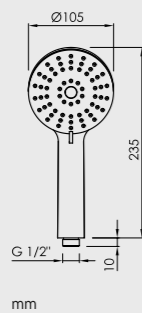
Conjunto barra ducha deslizante cuadrada / Square sliding shower bar set / Kit de barre de douche carrée coulissante



CR



BAR044CRK



Teleducha de ABS
ABS hand shower
Douchette à main en ABS



Teleducha 3 funciones
3 function hand shower
Douchette à main 3 fonctions



Caudal a 3 BAR 5,8 l/min
Flow rate at 3 BAR 5,8 l/min
Débit à 3 BAR 5,8 l/min



Caudal a 3 BAR 9,3 l/min
Flow rate at 3 BAR 9,3 l/min
Débit à 3 BAR 9,3 l/min



Caudal a 3 BAR 9,4 l/min
Flow rate at 3 BAR 9,4 l/min
Débit à 3 BAR 9,4 l/min

Teleducha ABS 3 funciones / 3 function ABS hand shower / 3 fonctions ABS douchette



CR

TEL004CR



Accessories



Flexo de silicona
Silicone hose
Flexible silicone



Sistema anti-torsión
Anti-twist
Système anti-torsion



1,5 m
1,5 m
1,5 m



Flexo de silicona
Silicone hose
Flexible silicone



Sistema anti-torsión
Anti-twist
Système anti-torsion



1,5 m
1,5 m
1,5 m



Flexo de PVC
PVC hose
Flexible PVC



Sistema anti-torsión
Anti-twist
Système anti-torsion



Flexo 1,5m PVC
1,5 m PVC hose
Flexible 1,5m PVC



Flexo acero inoxidable
Stainless steel hose
Flexible acier inoxydable




Sistema anti-torsión
Anti-twist
Système anti-torsion

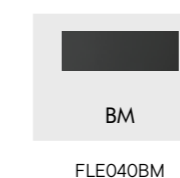


1,5 m
1,5 m
1,5 m


Flexo de ducha silicona gris / Grey Silicone flexible hose / Flexible de douche en silicone gris



Flexo de ducha silicona negro mate / Black matt silicone shower hose / Flexible de douche en silicone noir mat



Flexo de ducha PVC / PVC Flexible hose / Flexible de douche PVC



Flexo de ducha acero inoxidable / Stainless steel flexible hose / Flexible de douche acier inoxydable






Bathroom accessories


Accesorios de baño

Accessoires de salle de bains

Loop




Loop



Loop



COL001NB
Nickel brushed




COL001NB
Nickel brushed


Loop



COL001BM
Black Matt
LA014FSBM
SOLIDMEC



Loop



TAL00160BM
Black Matt

Loop



TAL0016ORG
Brushed Rose Gold



TAL0016OCR
Chrome

Loop



TAL00120BM
Black Matt



Loop



POR001NB
Nickel Brushed




POR001BG
Brushed Gold




ESC001RG
Brushed Rose Gold

Cubo



Cubo



Cubo



COL002BM
Black Matt
LA013FSBM
SOLIDMEC



Cubo



TAL00220BM
Black matt
LA013FSBM
SOLIDMEC



Cubo



Cubo



TAL00260BM
Black Matt



Cubo



POR002CR
Chrome



POR002BM
Black Matt



ESC002CR
Chrome

Loop

Cubo



Colgador simple
Single hook
Patère simple
p. 301



Toallero barra 20 cm
Towel rail 20 cm
Porte serviettes 20 cm
p. 301



Toallero barra 45 cm
Towel rail 45 cm
Porte serviettes 45 cm
p. 301



Toallero barra 60 cm
Towel rail 60 cm
Porte serviettes 60 cm
p. 301



Colgador simple
Single hook
Patère simple
p. 303



Toallero barra 20 cm
Towel rail 20 cm
Porte serviettes 20 cm
p. 303



Toallero barra 45 cm
Towel rail 45 cm
Porte serviettes 45 cm
p. 303



Toallero barra 60 cm
Towel rail 60 cm
Porte serviettes 60 cm
p. 303



Escobillero
Toilet brush
Porte-balai WC
p. 301



Portarollo
Toilet paper holder
Porte-rouleau
p. 301

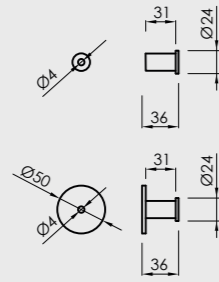


Escobillero
Toilet brush
Porte-balai WC
p. 303



Portarollo
Toilet paper holder
Porte-rouleau
p. 303

Loop



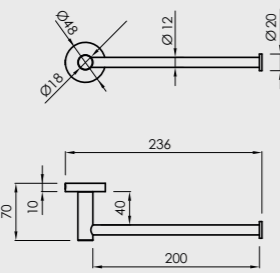
mm



Latón
Brass
Laiton



Fijación con tornillos
Screw fixation
Fixation par vis



mm



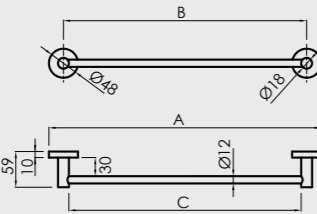
Latón
Brass
Laiton



Fijación con tornillos
Screw fixation
Fixation par vis



Orientación deracha o izquierda
Right or left orientation
Orientation droite ou gauche



mm

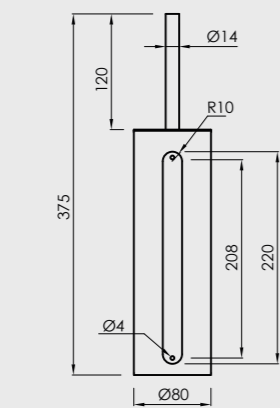


Latón
Brass
Laiton



Fijación con tornillos
Screw fixation
Fixation par vis

dim.cm	A	B	C
45	45	42	38,4
60	60	55,2	53,4



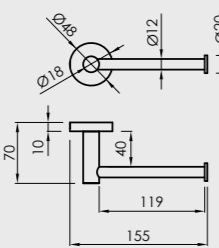
mm



Acero inoxidable
Stainless steel
Acier inox



Fijación con tornillos
Screw fixation
Fixation par vis



mm




Latón
Brass
Laiton



Fijación con tornillos
Screw fixation
Fixation par vis



Orientación deracha o izquierda
Right or left orientation
Orientation droite ou gauche

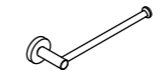


Colgador simple
Single hook
Patère simple



COL001CR	COL001BM	COL001MG	COL001NB	COL001BG	COL001RG
----------	----------	----------	----------	----------	----------

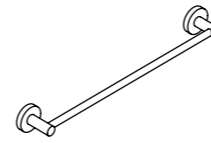
Toallero barra
Towel rail
Porte-serviettes



20 cm

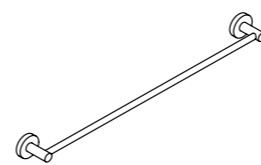
* Embellecedor a pared incluido. Se puede instalar con o sin embellecedor. * Wall-mounted plate included. Can be installed with or without wall plate. * Garniture murale incluse. Peut être installé avec ou sans garniture.

TAL00120CR	TAL00120BM	TAL00120MG	TAL00120NB	TAL00120BG	TAL00120RG
------------	------------	------------	------------	------------	------------



45 cm

TAL00145CR	TAL00145BM	TAL00145MG	TAL00145NB	TAL00145BG	TAL00145RG
------------	------------	------------	------------	------------	------------



60 cm

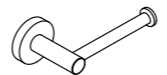
TAL00160CR	TAL00160BM	TAL00160MG	TAL00160NB	TAL00160BG	TAL00160RG
------------	------------	------------	------------	------------	------------

Escobillero
Toilet brush holder
Porte-balai



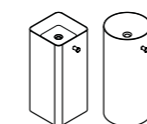
ESC001CR	ESC001BM	ESC001MG	ESC001NB	ESC001BG	ESC001RG
----------	----------	----------	----------	----------	----------

Portarrollo
Toilet paper holder
Porte-rouleau



POR001CR	POR001BM	POR001MG	POR001NB	ESC001BG	POR001RG
----------	----------	----------	----------	----------	----------

Opciones
Options
Options



Lavabos Cuadra y Circo. Mecanizado para accesorios
Cuadra and Circo washbasins. Holes machining for accessories
Lavabos Cuadra et Circo. Usinage pour les accessoires

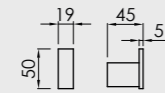
SOLIDMEC

** Accesorios compatibles
Cuadra: COL001, TAL00120
Circo: COL001

** Suitable accessories:
Cuadra: COL001, TAL00120
Circo: COL001

** Accessoires compatibles:
Cuadra: COL001, TAL00120
Circo: COL001

Cubo




mm



Latón
Brass
Laiton



Fijación con tornillos
Screw fixation
Fixation par vis



mm



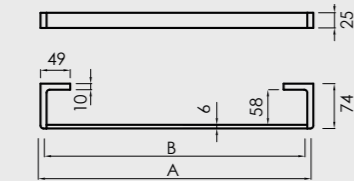
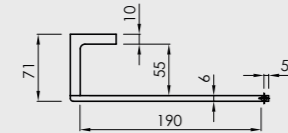
Latón
Brass
Laiton



Fijación con tornillos
Screw fixation
Fixation par vis



Orientación deracha o izquierda
Right or left orientation
Orientation droite ou gauche



mm

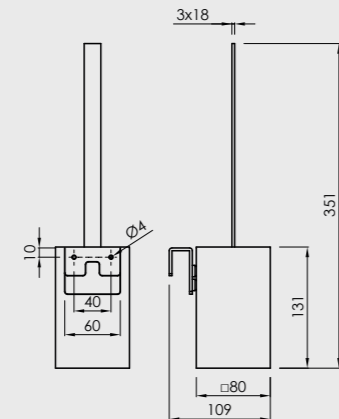


Latón
Brass
Laiton



Fijación con tornillos
Screw fixation
Fixation par vis

dim.cm	A	B
45	45	43
60	60	48



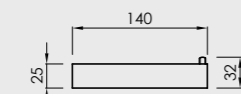
mm



Acero inoxidable
Stainless steel
Acier inox



Fijación con tornillos
Screw fixation
Fixation par vis



mm



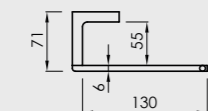
Latón
Brass
Laiton




Fijación con tornillos
Screw fixation
Fixation par vis



Orientación deracha o izquierda
Right or left orientation
Orientation droite ou gauche



CR



BM

Colgador simple / Single hook / Patère simple



COL002CR

COL002BM

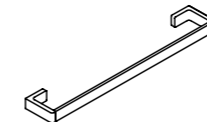
Toallero barra / Towel rail / Porte-serviettes



20 cm

TAL00220CR

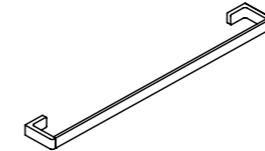
TAL00220BM



45 cm

TAL00245CR

TAL00245BM

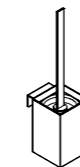


60 cm

TAL00260CR

TAL00260BM

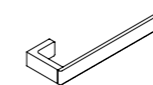
Escobillero / Toilet brush holder / Porte-balai



ESC002CR

ESC002BM

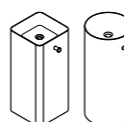
Portarrollo / Toilet paper holder / Porte-rouleau



POR002CR

POR002BM

Opciones / Options / Options



Lavabos Cuadra y Circo. Mecanizado para accesorios
Cuadra and Circo washbasins. Holes machining for accessories
Lavabos Cuadra et Circo. Usinage pour les accessoires

SOLIDMEC

** Accesorios compatibles
Cuadra: COL001, TAL00120
Circo: COL001

** Suitable accessories:
Cuadra: COL001, TAL00120
Circo: COL001

** Accessoires compatibles:
Cuadra: COL001, TAL00120
Circo: COL001



Kitchen faucets

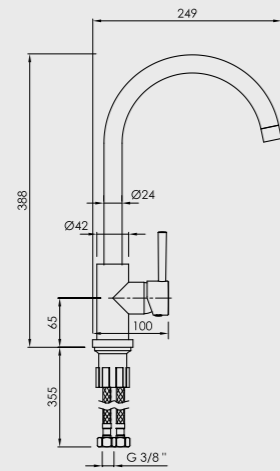
Griferías de cocina

Robinetterie de cuisine

Curve



Curve



mm



Apertura en frío
Cold open
Ouverture en eau froide



Ahorro de energía
Energy saving
Economie d'énergie



Cartucho SEDAL®
SEDAL® cartridge
Cartouche SEDAL®




Caudal 14,9 l/min a 3 BAR
Flow rate 14,9 l/min at 3 BAR
Débit 14,9 l/min à 3 BAR

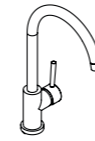


Giratorio 360°
Swivel 360°
Rotatoire à 360°

Monomando cocina / Kitchen mixer / Mitigeur de cuisine



CR



GCO042CR



Showroom displays

Útiles para exposición

Outils de presentation

Displays



Peana para grifería pequeña
Small base for taps
Petit socle pour robinet
p. 315



Peana para grifería grande
Big base for taps
Grand socle pour robinet
p. 315



Peana para grifería extra grande
Extra big base for taps
Extragrand socle pour robinet
p. 315



Mostrario de acabados
Color swatch set
Échantillons de finitions
p. 315



Caja muestrario de grifería Loop
Sample box of taps Loop
Boîte d'échantillons de robinets Loop
p. 317



Caja muestrario de grifería Dedal grifo
Sample box of taps Dedal
Boîte d'échantillons de robinets Dedal
p. 317



Caja muestrario de grifería colección Dedal
Sample box of taps collection Dedal
Boîte à échantillons pour la collection de robinetterie Dedal
p. 317



Caja muestrario de grifería teleducha Dedal
Dedal handshower faucet sample box
Boîte d'échantillons douchette Dedal
p. 317



Panel expositor griferías imagen
Image faucets display panel
Panneau d'affichage des robinets avec image
p. 319



Panel expositor griferías murales
Display panel for wall-mounted faucets
Panneau d'affichage pour robinets mural
p. 319



Panel expositor griferías de repisa
Display panel for counter faucets
Panneau d'affichage étagère pour robinets
p. 319



Panel expositor accesorios murales
Display panel for wall-mounted accessories
Panneau d'affichage pour accéaires mural
p. 319



Panel expositor griferías murales
Display panel for wall-mounted faucets
Panneau d'affichage pour robinets mural
p. 319



Panel expositor griferías murales
Display panel for wall-mounted faucets
Panneau d'affichage pour robinets mural
p. 319



Aparador expositor de griferías con trasera
Faucets display cabinet with backpanel
Vitrine pour robinets avec panneau arrière
p. 321

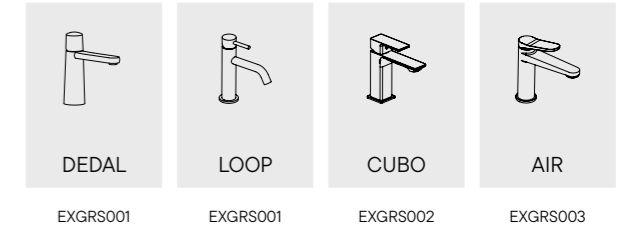


Aparador expositor de griferías sin trasera
Faucets display cabinet without backpanel
Vitrine pour robinets sans panneau arrière
p. 321

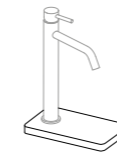
Displays



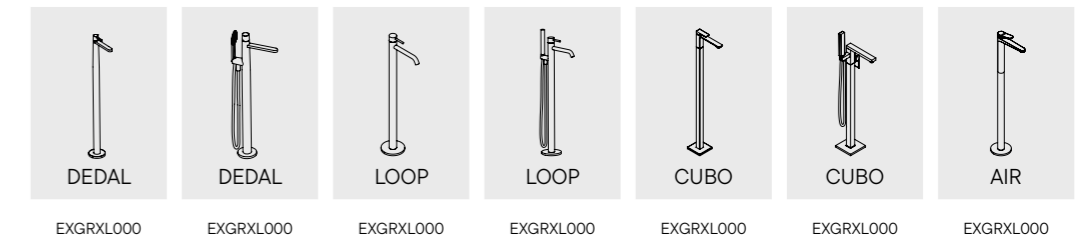
Peana para grifería pequeña / Small base for taps / Petit socle pour robinet



Peana para grifería grande / Big base for taps / Grand socle pour robinet



Peana para grifería extra grande / Extra big base for taps / Extragrand socle pour robinet



Mostrario de acabados / Color swatch set / Échantillons de finitions



MUGR001

* Esta referencia solo incluye la base soporte, se debe adjuntar referencia de la grifería en el pedido.

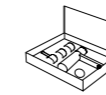

* This reference only includes the support base, you must attach the faucet reference in the order.

* Cette référence ne comprend que la base de support, la référence de la robinetterie doit être incluse dans la commande.

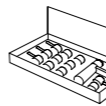

Displays



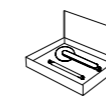

Loop caja muestrario / Loop sample box / Boîte d'échantillons de robinets Loop




Dedal caja muestrario / Dedal sample box / Boîte d'échantillons de robinets Dedal



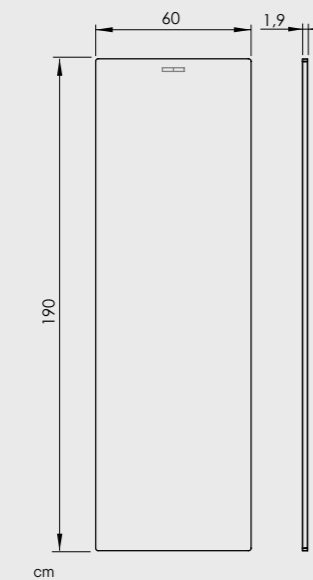
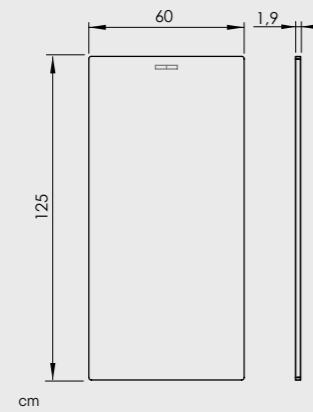
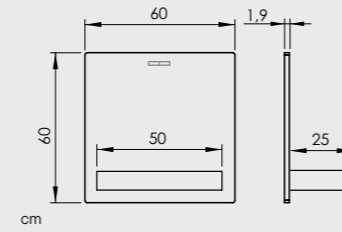
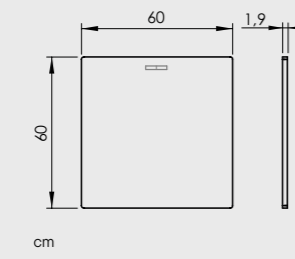
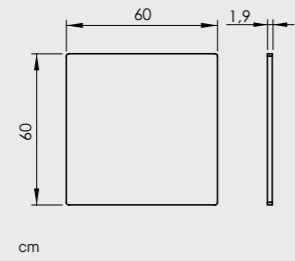
Coleccion Dedal caja muestrario / Dedal collection sample box / Boîte d'échantillonnage pour la collection de Dedal



Teleducha Dedal caja muestrario / Dedal handshower faucet sample box / Boîte d'échantillons douchette Dedal



Displays



Panel expositor griferías imagen / Image faucets display panel / Panneau d'affichage des robinets avec image



MUGR101

MUGR102

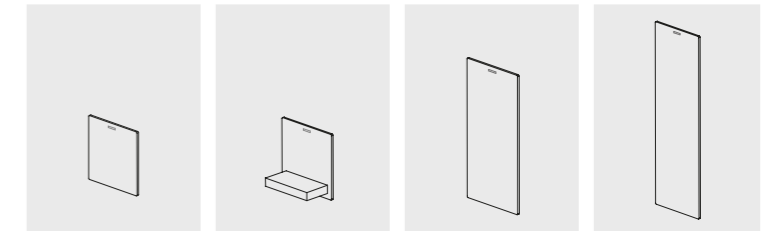
MUGR103

MUGR104

MUGR105



Panel expositor griferías murales / Display panel for wall-mounted faucets / Panneau d'affichage pour robinets mural



MUGR200

MUGR300

MUGR400

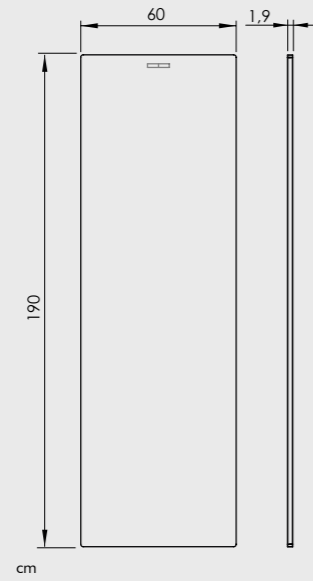
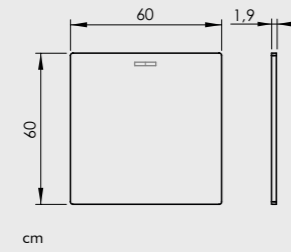
MUGR500

* Esta referencia solo incluye el expositor, se debe adjuntar referencia de la grifería en el pedido.

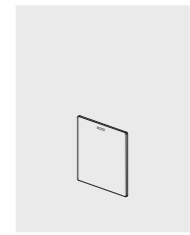
* This reference only includes the display panel, you must attach the faucet reference in the order.

* Cette référence ne comprend que le panneau d'affichage, la référence de la robinetterie doit être incluse dans la commande.

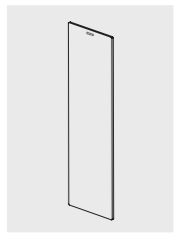
Displays



Panel expositor accesorios murales / Display panel for wall-mounted accessories / Panneau d'affichage pour accessoires mural

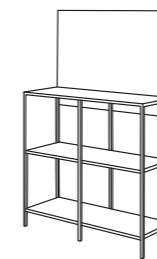


MUGR200



MUGR500

Aparador expositor de griferías con trasera / Faucets display cabinet with backpanel / Vitrine pour robinets avec panneau arrière



100x36x153 cm

MUGR600

Aparador expositor de griferías sin trasera / Faucets display cabinet without backpanel / Vitrine pour robinets sans panneau arrière



100x36x93 cm










MUGR601










* Esta referencia solo incluye la base soporte, se debe adjuntar referencia de la grifería en el pedido.

* This reference only includes the support base, you must attach the faucet reference in the order.

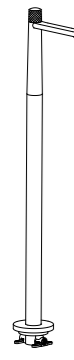
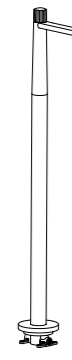
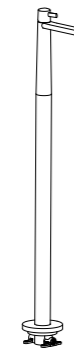




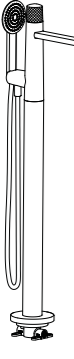

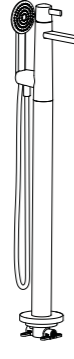



* Cette référence ne comprend que la base de support, la référence de la robinetterie doit être incluse dans la commande.

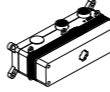
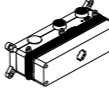
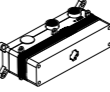





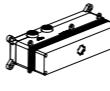
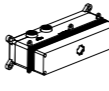
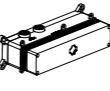

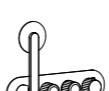
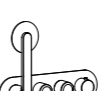
Spare parts

DEDAL	DEDAL PLISSÉ	DEDAL PIN	Cartucho monomando Mixer cartridge Mitigeur cartouche	Cartucho desviador o llave de paso Diverter cartridge or flow cartridge Cartouche de dérivation ou vanne d'arrêt	Cartucho termostático Thermostatic cartridge Cartouche thermostatique	Aireador Aerator Mousseur	Kit de extensión Kit extension Extension du kit
MNO555CR	MNO055CR	MNO005CR					
 MNO555BM	 MNO055BM	 MNO005BM					RECGR1015
MNO555RM	MNO055RM	MNO005RM					RECGR0132
MNO555RG	MNO055RG	MNO005RG					
MOA555CR	MOA055CR	MOA005CR					
 MOA555BM	 MOA055BM	 MOA005BM					RECGR1015
MOA555RM	MOA055RM	MOA005RM					RECGR0132
MOA555RG	MOA055RG	MOA005RG					
MBD555CR	MBD055CR	MBD005CR					RECGR1017CR
 MBD555BM	 MBD055BM	 MBD005BM					RECGR1015
MBD555RM	MBD055RM	MBD005RM					RECGR1017BM
MBD555RG	MBD055RG	MBD005RG					RECGR1017RM
							RECGR1017RG




DEDAL	DEDAL PLISSÉ	DEDAL PIN	Cartucho monomando Mixer cartridge Mitigeur cartouche	Cartucho desviador o llave de paso Diverter cartridge or flow cartridge Cartouche de dérivation ou vanne d'arrêt	Aireador Aerator Mousseur	Placa embellecedor Trim plate Plaque de garniture	Kit de extensión Kit extension Extension du kit
 MEN000	 MEN000	 MEN000					
MEN555R19CR	MEN055R19CR	MEN005R19CR					RECGR0999CR
 MEN555R19BM	 MEN055R19BM	 MEN005R19BM					RECGR0999BM
MEN555R19RM	MEN055R19RM	MEN005R19RM					RECGR0999RM
MEN555R19RG	MEN055R19RG	MEN005R19RG					RECGR0999RG
MEN555S19CR	MEN055S19CR	MEN005S19CR					RECGR0999CR
 MEN555S19BM	 MEN055S19BM	 MEN005S19BM					RECGR0999BM
MEN555S19RM	MEN055S19RM	MEN005S19RM					RECGR0999RM
MEN555S19RG	MEN055S19RG	MEN005S19RG					RECGR0999RG

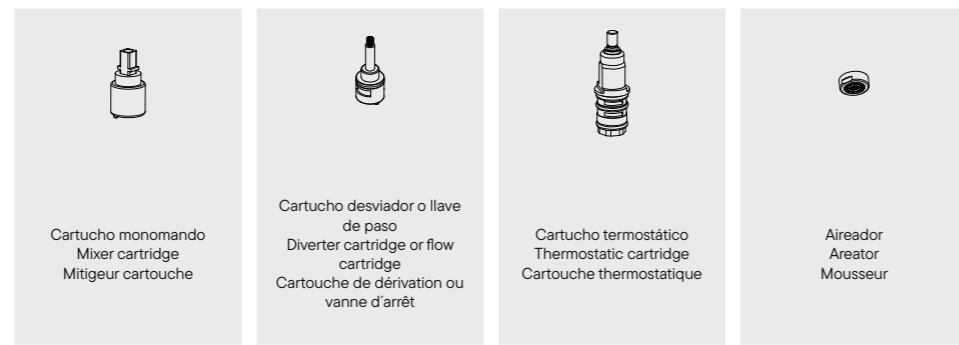
Spare parts






DEDAL	DEDAL PLISSÉ	DEDAL PIN			
					
MEX555CR	MEX055CR	MEX005CR		Cartucho monomando Mixer cartridge Mitigeur car- touche	Cartucho desviador o llave de paso Diverter cartridge or flow cartridge Cartouche de dérivation ou vanne d'arrêt
MEX555BM	MEX055BM	MEX005BM	RECGR1015		Cartucho termos- tático Thermostatic cartridge Cartouche ther- mostatique
MEX555RM	MEX055RM	MEX005RM			Aireador Aerator Mousseur
MEX555RG	MEX055RG	MEX005RG			Kit de extensión 15 mm Kit extension 15 mm Extension du kit 15 mm
					
BNEX555CR	BNEX055CR	BNEX005CR			
BNEX555BM	BNEX055BM	BNEX005BM	RECGR0053		
BNEX555RM	BNEX055RM	BNEX005RM			
BNEX555RG	BNEX055RG	BNEX005RG			
					
BNBB555CR	BNBB055CR	BNBB005CR			
BNBB555BM	BNBB055BM	BNBB005BM	RECGR0242	RECGR0571	
BNBB555RM	BNBB055RM	BNBB005RM			
BNBB555RG	BNBB055RG	BNBB005RG			

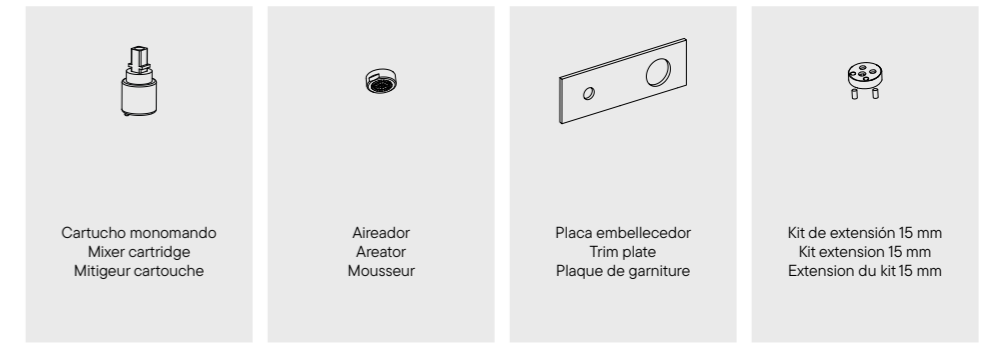
DEDAL	DEDAL PLISSÉ	DEDAL PLISSÉ			
					
MH2000	MH2000	MH2000		Cartucho monomando Mixer cartridge Mitigeur car- touche	Cartucho desviador o llave de paso Diverter cartridge or flow cartridge Cartouche de dérivation ou vanne d'arrêt
					Cartucho termos- tático Thermostatic cartridge Cartouche ther- mostatique
MH2D555CR	MH2D055CR	MH2D005CR			Placa embellecedor Trim plate Plaque de garniture
MH2D555BM	MH2D055BM	MH2D005BM	RECGR0242	RECGR0571	
MH2D555RM	MH2D055RM	MH2D005RM			
MH2D555RG	MH2D055RG	MH2D005RG			Kit de extensión 15 mm Kit extension 15 mm Extension du kit 15 mm
					
TH5000	TH5000	TH5000			
					
TH5555CR	TH5055CR	TH5005CR			
TH5555BM	TH5055BM	TH5005BM	RECGR1019	RECGR0182	
TH5555RM	TH5055RM	TH5005RM			
TH5555RG	TH5055RG	TH5005RG			

Spare parts

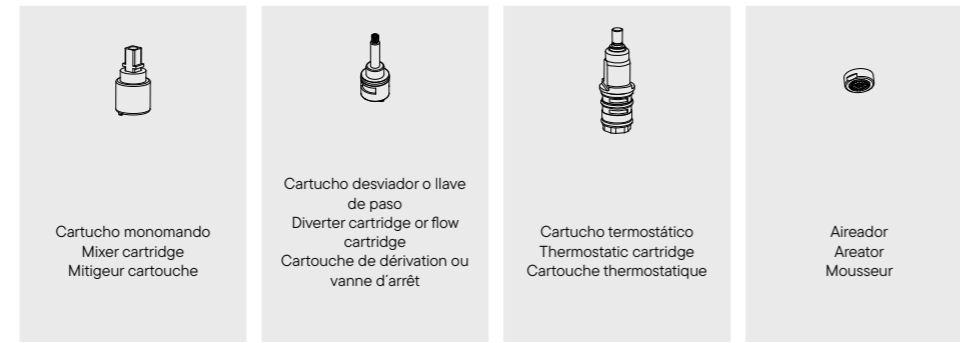
	LOOP	LOOP K		
	MNO001CR	MNO011CR..	RECGR0129	RECGR0472
	MNO001BM	MNO011BM..		
	MNO001MG	MNO011MG..		
	MNO001NB	MNO011NB..		
	MNO001BG	MNO011BG..		
	MNO001RG	MNO011RG..		
	MOA001CR	MOA011CR..		
	MOA001BM	MOA011BM..		
	MOA001MG	MOA011MG..		
	MOA001NB	MOA011NB..		
	MOA001BG	MOA011BG..		
	MOA001RG	MOA011RG..		
	MBD001CR	MBD011CR..		RECGR0449
	MBD001BM	MBD011BM..		RECGR0450
	MBD001MG	MBD011MG..	RECGR0129	RECGR0451
	MBD001NB	MBD011NB..		RECGR0452
	MBD001BG	MBD011BG..		RECGR0453
	MBD001RG	MBD011RG..		RECGR0454



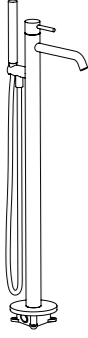
	LOOP	LOOP K			
	MEN000	MEN000			
	MEN001R18CR	MEN011R18CR..			MEN001PLCR
	MEN001R18BM	MEN011R18BM..			MEN001PLBM
	MEN001R18MG	MEN011R18MG..	RECGR0236	RECGR0472	MEN001PLMG
18	MEN001R18NB	MEN011R18NB..			MEN001PLNB
	MEN001R18BG	MEN011R18BG..			MEN001PLBG
	MEN001R18RG	MEN011R18RG..			MEN001PLRG
	MEN001R14CR	MEN011R14CR..			MEN001PLCR
	MEN001R14BM	MEN011R14BM..			MEN001PLBM
	MEN001R14MG	MEN011R14MG..	RECGR0236	RECGR0472	MEN001PLMG
14	MEN001R14NB	MEN011R14NB..			MEN001PLNB
	MEN001R14BG	MEN011R14BG..			MEN001PLBG
	MEN001R14RG	MEN011R14RG..			MEN001PLRG
	MEN001S18CR	MEN011S18CR..			MEN001PLCR
	MEN001S18BM	MEN011S18BM..			MEN001PLBM
	MEN001S18MG	MEN011S18MG..	RECGR0236	RECGR0472	MEN001PLMG
18	MEN001S18NB	MEN011S18NB..			MEN001PLNB
	MEN001S18BG	MEN011S18BG..			MEN001PLBG
	MEN001S18SG	MEN011S18SG..			MEN001PLRG
	MEN001S14CR	MEN011S14CR..			MEN001PLCR
	MEN001S14BM	MEN011S14BM..			MEN001PLBM
	MEN001S14MG	MEN011S14MG..	RECGR0236	RECGR0472	MEN001PLMG
14	MEN001S14NB	MEN011S14NB..			MEN001PLNB
	MEN001S14BG	MEN011S14BG..			MEN001PLBG
	MEN001S14SG	MEN011S14SG..			MEN001PLRG



Spare parts




	LOOP	LOOP K		
	MEX001CR	MEX011CR..		
	MEX001BM	MEX011BM..		
	MEX001MG	MEX011MG..	RECGR0129	RECGR0472
	MEX001NB	MEX011NB..		
	MEX001BG	MEX011BG..		
	MEX001RG	MEX011RG..		

	BNEX001CR	BNEX011CR..		
	BNEX001BM	BNEX011BM..		
	BNEX001MG	BNEX011MG..	RECGR0053	RECGR0605
	BNEX001NB	BNEX011NB..		
	BNEX001BG	BNEX011BG..		
	BNEX001RG	BNEX011RG..		


	BNBB001CR	BNBB011CR..		
	BNBB001BM	BNBB011BM..		
	BNBB001MG	BNBB011MG..	RECGR0242	RECGR0571
	BNBB001NB	BNBB011NB..		
	BNBB001BG	BNBB011BG..		
	BNBB001RG	BNBB011RG..		

	WCSH001CR			
	WCSH001BM			
	WCSH001MG		RECGR0505	
	WCSH001NB			
	WCSH001BG			
	WCSH001RG			

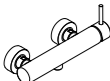
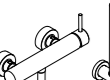

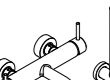
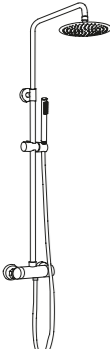
	LOOP	LOOP K				
	MH2000	MH2000	RECGR0242	RECGR0571	RECGR0715	
			30 €	25 €	50 €	

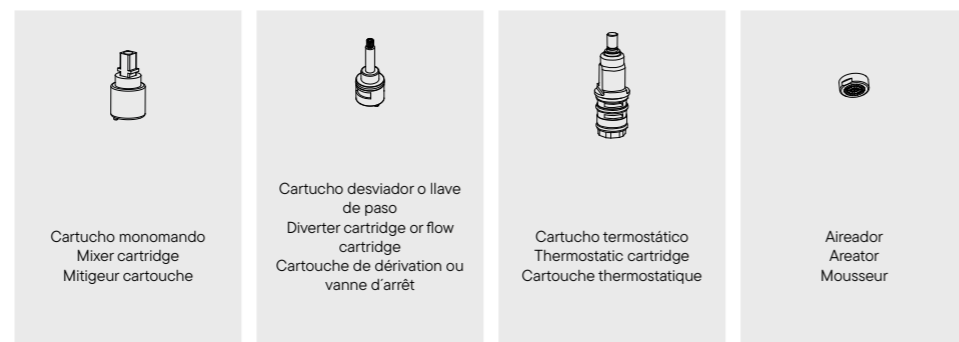
	BNCA001CR				
	BNCA001BM				
	BNCA001MG			RECGR0140	
	BNCA001NB				
	BNCA001BG				
	BNCA001RG				

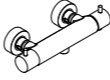

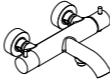

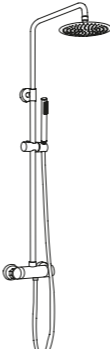
	MH2D001CR	MH2D011CR..				MH2D001PLCR
	MH2D001BM	MH2D011BM..				MH2D001PLBM
	MH2D001MG	MH2D011MG..	RECGR0242	RECGR0571	RECGR0715	MH2D001PLMG
	MH2D001NB	MH2D011NB..				MH2D001PLNB
	MH2D001BG	MH2D011BG..				MH2D001PLBG
	MH2D001RG	MH2D011RG..				MH2D001PLRG

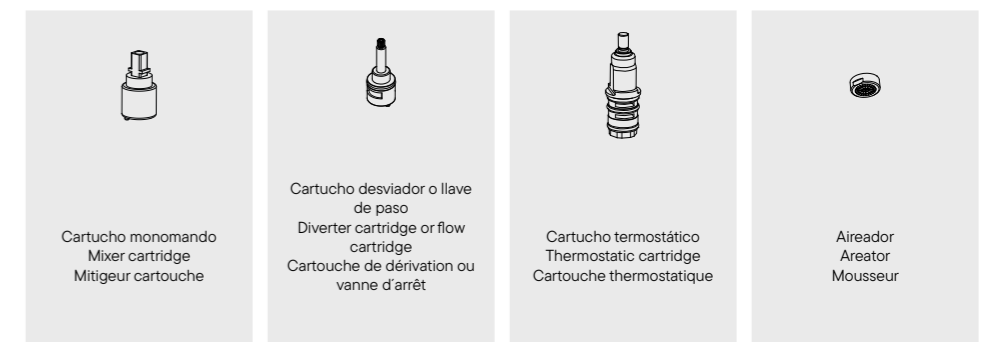
	TH2000	TH2000	RECGR0242	RECGR0063	RECGR0062	
	TH2D001CR	TH2D011CR..				RECGR0738CR
	TH2D001BM	TH2D011BM..				RECGR0738BM
	TH2D001MG	TH2D011MG..		RECGR0063	RECGR0062	RECGR0738MG
	TH2D001NB	TH2D011NB..				RECGR0738NB
	TH2D001BG	TH2D011BG..				RECGR0738BG

Spare parts






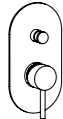
	LOOP	LOOP K			
	MDU001CR	MDU011CR..	RECGR0242	RECGR0242	
	MDU001BM	MDU011BM..			
	MDU001MG	MDU011MG..			
	MDU001NB	MDU011NB..			
	MDU001BG	MDU011BG..			
	MDU001RG	MDU011RG..			
	MDU001CRK	MDU011CR-K	RECGR0242	RECGR0242	
	MDU001BMK	MDU011BM-K			
	MDU001MGK	MDU011MG-K			
	MDU001NBK	MDU011NB-K			
	MDU001BGK	MDU011BG-K			
	MDU001RGK	MDU011RG-K			
	MDB001CR	MDB011CR..	RECGR0242	RECGR0058	RECGR0346
	MDB001BM	MDB011BM..			
	MDB001MG	MDB011MG..			
	MDB001NB	MDB011NB..			
	MDB001BG	MDB011BG..			
	MDB001RG	MDB011RG..			
	MDB001CRK	MDB011CR-K	RECGR0242	RECGR0058	RECGR0346
	MDB001BMK	MDB011BM-K			
	MDB001MGK	MDB011MG-K			
	MDB001NBK	MDB011NB-K			
	MDB001BGK	MDB011BG-K			
	MDB001RGK	MDB011RG-K			
	COMO001CR	COMO011CR..	RECGR0242	RECGR0058	
	COMO001BM	COMO011BM..			
	COMO001MG	COMO011MG..			
	COMO001NB	COMO011NB..			
	COMO001BG	COMO011BG..			
	COMO001RG	COMO011RG..			



	LOOP	LOOP K			
	TDU001CR	TDU011CR..	RECGR0180	RECGR0494	
	TDU001BM	TDU011BM..			
	TDU001MG	TDU011MG..			
	TDU001NB	TDU011NB..			
	TDU001BG	TDU011BG..			
	TDU001RG	TDU011RG..			
	TDU001BMK	TDU011BM-K	RECGR0180	RECGR0494	
	TDU001CRK	TDU011CR-K			
	TDU001MGK	TDU011MG-K			
	TDU001NBK	TDU011NB-K			
	TDU001BGK	TDU011BG-K			
	TDU001RGK	TDU011RG-K			
	TDB001CR	TDB011CR..	RECGR0174	RECGR0182	RECGR0370
	TDB001BM	TDB011BM..			RECGR0371
	TDB001MG	TDB011MG..			RECGR0372
	TDB001NB	TDB011NB..			RECGR0373
	TDB001BG	TDB011BG..			RECGR0374
	TDB001RG	TDB011RG..			RECGR0375
	TDB001CRK	TDB011CR-K	RECGR0174	RECGR0182	RECGR0370
	TDB001BMK	TDB011BM-K			RECGR0371
	TDB001MGK	TDB011MG-K			RECGR0372
	TDB001NBK	TDB011NB-K			RECGR0373
	TDB001BGK	TDB011BG-K			RECGR0374
	TDB001RGK	TDB011RG-K			RECGR0375
	COTE001CR	COTE011CR..	RECGR0626	RECGR0182	
	COTE001BM	COTE011BM..			
	COTE001MG	COTE011MG..			
	COTE001NB	COTE011NB..			
	COTE001BG	COTE011BG..			
	COTE001RG	COTE011RG..			






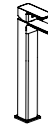

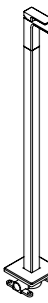


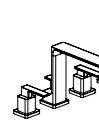







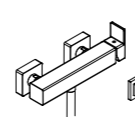

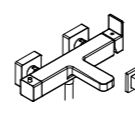
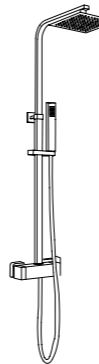
Spare parts

	LOOP	LOOP K		
	ME1000	ME1000	 Cartucho monomando Mixer cartridge Mitigeur cartouche RECGR0242	 Cartucho desviador o llave de paso Diverter cartridge or flow cartridge Cartouche de dérivation ou vanne d'arrêt
	ME1001CR	ME1011CR..		
	ME1001BM	ME1011BM..		
	ME1001MG	ME1011MG..	RECGR0242	RECGR0708
	ME1001NB	ME1011NB..		
	ME1001BG	ME1011BG..		
	ME1001RG	ME1011RG..		
	ME2000	ME2000	RECGR0242	
	ME2001CR	ME2011CR..	RECGR0246	RECGR0709
	ME2001BM	ME2011BM..	RECGR0247	RECGR0710
	ME2001MG	ME2011MG..	RECGR0242	RECGR0711
	ME2001NB	ME2011NB..	RECGR0268	RECGR0712
	ME2001BG	ME2011BG..	RECGR0269	RECGR0713
	ME2001RG	ME2011RG..	RECGR0270	RECGR0714
			RECGR0271	





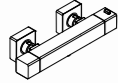
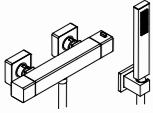
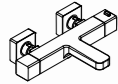
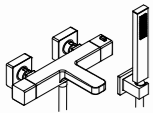
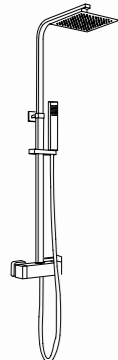
	LOOP	LOOP K		
	CR	CR	 Cartucho monomando Mixer cartridge Mitigeur cartouche	 Cartucho desviador o llave de paso Diverter cartridge or flow cartridge Cartouche de dérivation ou vanne d'arrêt
	BM	BM		 Cartucho termostático Thermostatic cartridge Cartouche thermostatique
	MG	MG		 Kit de extensión 15 mm Kit extension 15 mm Extension du kit 15 mm
	NB	NB	RECGR0251	RECGR0182
	BG	BG		RECGR0716
	RG	RG		RECGR0717
	CR	CR		RECGR0718
	BM	BM		RECGR0719
	MG	MG	RECGR0250	RECGR0720
	NB	NB		RECGR0721
	BG	BG		RECGR0724
	RG	RG		RECGR0725
	CR	CR		RECGR0726
	BM	BM		RECGR0727
	MG	MG	RECGR0250	RECGR0728
	NB	NB		RECGR0729
	BG	BG		
	RG	RG		
	T13001CR	T13011CR..	(TE1000) RECGR0251	RECGR0182
	T13001BM	T13011BM..		
	T13001MG	T13011MG..		
	T13001NB	T13011NB..	(TE3000) RECGR0250	
	T13001BG	T13011BG..		
	T13001RG	T13011RG..		








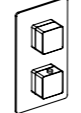
Spare parts

CUBO					
	MNO002CR	RECGR0129		RECGR0132	
	MNO002BM				
	MOA002CR	RECGR0129		RECGR0132	
	MOA002BM				
	MBD002CR	RECGR0129		RECGR0138	
	MBD002BM			RECGR0139	
	MEX002CR		RECGR0060		RECGR0132
	MEX002BM				
	MEN000	RECGR0236			RECGR0707
	MEN002CR	RECGR0236		RECGR0132	
	MEN002BM				
	BNEX002CR		RECGR0157	RECGR0061	RECGR0156
	BNEX002BM				RECGR0163
	BNBB002CR		RECGR0147 (LEFT)		RECGR0114
	BNBB002BM		RECGR0142 (RIGHT)		






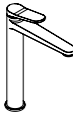

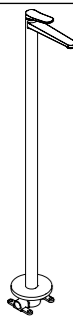
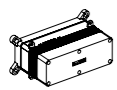

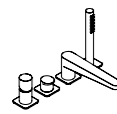
CUBO					
	MDU002CR	RECGR0242			
	MDU002BM				
	MDU002CRK	RECGR0242			
	MDU002BMK				
	MDB002CR	RECGR0242	RECGR0054		RECGR0176
	MDB002BM				
	MDB002CRK	RECGR0242	RECGR0054		RECGR0176
	MDB002BMK				
	COMO002CR	RECGR0242	RECGR0054		
	COMO002BM				








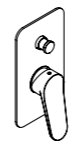
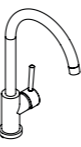
Spare parts

CUBO				
	 Cartucho monomando Mixer cartridge Mitigeur cartouche	 Cartucho desviador o llave de paso Diverter cartridge or flow cartridge Cartouche de dérivation ou vanne d'arrêt	 Cartucho termostático Thermostatic cartridge Cartouche thermostatique	 Aireador Aerator Mo
 TDU002CR TDU002BM		RECGR0180	RECGR0494	
 TDU002CRK TDU002BMK		RECGR0180	RECGR0494	
 TDB002CR TDB002BM		RECGR0174	RECGR0182	RECGR0370 RECGR0371
 TDB002CRK TDB002BMK		RECGR0174	RECGR0182	RECGR0370 RECGR0371
 COTE002CR COTE002BM		RECGR0056	RECGR0182	

CUBO				
	 Cartucho monomando Mixer cartridge Mitigeur cartouche	 Cartucho desviador o llave de paso Diverter cartridge or flow cartridge Cartouche de dérivation ou vanne d'arrêt	 Cartucho termostático Thermostatic cartridge Cartouche thermostatique	 Kit de extensión 15 mm Kit extension 15 mm Extension du kit 15 mm
 ME1000 ME1002CR ME1002BM		RECGR0242		RECGR0708
 ME2000 ME2002CR ME2002BM		RECGR0242		RECGR0246 RECGR0247
 TE1000 TE3000		RECGR0250	RECGR0182	RECGR0722 RECGR0723 RECGR0730 RECGR0731
 T13002CR T13002BM		(TE1000) RECGR0251 (TE3000) RECGR0250	RECGR0182	

Spare parts

		   			
AIR		Cartucho monomando Mixer cartridge Mitigeur cartouche	Cartucho desviador o llave de paso Diverter cartridge or flow cartridge Cartouche de dérivation ou vanne d'arrêt	Aireador Aerator Mo	Kit de extensión 15 mm Kit extension 15 mm Extension du kit 15 mm
	MNO003CR	RECGR0102		RECGR0132	
	MNO003BM				
	MOA003CR	RECGR0102		RECGR0132	
	MOA003BM				
	MBD003CR	RECGR0102		RECGR0138	
	MBD003BM			RECGR0139	
	MEX003CR	RECGR0102		RECGR0132	
	MEX003BM				
	MEN000	RECGR0236			RECGR0707
	MEN003CR	RECGR0236		RECGR0132	
	MEN003BM				
	BNBB003CR	RECGR0117	RECGR0116	RECGR0114	
	BNBB003BM				

		   			
AIR		Cartucho monomando Mixer cartridge Mitigeur cartouche	Cartucho desviador o llave de paso Diverter cartridge or flow cartridge Cartouche de dérivation ou vanne d'arrêt	Aireador Aerator Mousseur	Kit de extensión 15 mm Kit extension 15 mm Extension du kit 15 mm
	ME1000	RECGR0242			RECGR0708
	ME1003CR	RECGR0242			
	ME1003BM				
	ME2000	RECGR0242			RECGR0709
					RECGR0710
	ME2003CR	RECGR0242	RECGR0246		
	ME2003BM		RECGR0247		
KITCHEN FAUCETS					
	GCO042CR	RECGR0633			RECGR0456



Certificates




Certificados

Certificats

Certified for excellence

Certificados para la excelencia

Certifié pour l'excellence



Además de los tests funcionales y de envejecimiento exigidos por las normativas aplicables, tomamos conciencia de la importancia de asegurar la salubridad del agua en contacto con la grifería así la preservación de las instalaciones de suministro de agua potable. Ponemos el foco en las certificaciones internacionales más estrictas en relación a estos aspectos como autoexigencia para garantizar la seguridad de nuestros productos en con el usuario y el entorno.



In addition to passing the functional and aging tests required by the applicable regulations, we are aware of the importance of ensuring the healthiness of the water in contact with the taps and the preservation of the drinking water supply facilities. We focus on the strictest international certifications in relation to these aspects as a self-demand to guarantee the safety of our products for the user and the environment.



Outre les tests de fonctionnement et de vieillissement exigés par la réglementation applicable, nous sommes conscients de l'importance de garantir la salubrité de l'eau en contact avec les robinets et la préservation des installations d'approvisionnement en eau potable. Nous nous concentrons sur les certifications internationales les plus strictes en ce qui concerne ces aspects, comme une exigence propre à garantir la sécurité de nos produits auprès de l'utilisateur et de l'environnement.



Warranty

Garantía

Garantie

CLÁUSULAS DE LA GARANTÍA

La presente garantía rige sin perjuicio de las disposiciones legales obligatorias que pudieran ser de aplicación.

Sanycces, S.L. garantiza al usuario que la grifería y accesorios vendidos a partir del 1 de septiembre de 2020 están libres de defectos de fabricación en el momento de la entrega, y que bajo instalación y uso privado adecuados cumplen con las especificaciones declaradas en la correspondiente ficha técnica de producto.

Cobertura:

- 5 años de garantía para los productos en caso de defectos de fabricación confirmado por Sanycces, S.L.

- 3 años de garantía para los componentes sometidos a desgaste en caso de defectos de fabricación confirmado por Sanycces, S.L. (cartuchos, válvulas de no retorno, filtros, latiguillos, etc.).

Durante el plazo de garantía, se eliminarán gratuitamente los vicios del producto, mediante reparación del producto y/o sustitución de las partes eventualmente dañadas y/o sustitución integral del producto mismo.

- En caso de cambio, el producto afectado se reemplazará por el mismo producto siempre y cuando éste no haya dejado de fabricarse en el momento del aviso del fallo. En su defecto Sanycces, S.L. suministrará un producto de prestaciones iguales o superiores.

- En el caso de reparación, cuando el producto por su tamaño y movilidad fuera susceptible de ser transportado por el usuario al taller del Servicio Oficial del Fabricante, éste, quedará liberado de la obligación de trasladar su Personal Técnico, al domicilio del usuario. El fabricante se reserva el derecho según la complejidad técnica que pueda presentar la reparación de un producto el poder reclamarlo para ser reparado en sus instalaciones.

Plazos:

Los periodos de garantía anteriores computan a partir de la fecha de compra que tendrá que ser justificada por el correspondiente documento fiscal (tique de compra o factura). Es imprescindible que el usuario informe del fallo en el plazo máximo de dos meses desde que se detecte.

CONDICIONES

La presenta garantía cubrirá los productos instalados bajo las siguientes condiciones.

- 1) Las llaves de paso bajo el lavabo deben ir equipadas con filtro que debe que ser limpiado periódicamente.
- 2) No instalen el producto en presencia de presión del agua superior a los 5 bares (en este caso, utilicen un reductor de presión).
- 3) La temperatura del agua no debe que ser superior a los 70°C.
- 4) Purguen las tuberías antes de instalar el grifo.
- 5) No enlacen la conexión de tierra de una instalación eléctrica al flexo o latiguillo o a otra tubería hidráulica.
- 6) Cierren las llaves de paso en caso de ausencia prolongada por más de veinticuatro horas.
- 7) Para la instalación cumplan con las indicaciones proporcionadas en las instrucciones de montaje del producto.
- 8) Para la limpieza y mantenimiento del producto se han seguido las instrucciones suministradas en el manual de usuario del producto.

EXCLUSIONES DE LA GARANTÍA

Quedan excluidos de la Garantía los siguientes aspectos:

1. Productos cuya instalación, uso y mantenimiento no cumplan las condiciones del apartado anterior.
2. Los daños originados por averías producidas como consecuencia de: Fuerza mayor, fenómenos atmosféricos, geológicos, agentes químicos, dureza del agua, exceso de cal, humedad ambiental excesiva, etc.
3. Defectos, daños o fallos causados por el transportista, el instalador o cualquier otro tercero.
4. Los daños originados por un almacenaje sin resguardo de la intemperie.
5. Los daños o mal funcionamiento como resultado de modificaciones de cualquier índole o motivo.
6. La intervención de personal técnico no autorizado o no perteneciente al Servicio oficial del fabricante, aun cuando a intervención sea solo parcial. El fabricante no instala ninguno de los productos de su catálogo, si bien, para facilitar la labor de sus clientes a este respecto cuenta con una serie de colaboradores absolutamente independientes (denominados únicamente a efectos prácticos S.A.T.) quienes por sus servicios facturan directamente al propio cliente (si

este decide contratar con alguno de ellos a través del fabricante), siendo responsabilidad de los mismos los trabajos que realicen. Los gastos que devengue el S.A.T. serán únicamente abonados por el fabricante, cuando actué como SERVICIO POST VENTA, en caso de que el producto se encuentre en periodo de GARANTÍA, previa verificación y reconocimiento de defecto de fabricación, por el departamento técnico de esta mercantil, comunicado en forma y plazo, respondiendo el S.A.T. igualmente por sus servicios

7. Los daños producidos por trabajos de fontanería, albañilería, carpintería, etc. Que fuesen necesarios para proceder a la instalación del producto o aparato en el domicilio del usuario.
8. Las obras o gastos extras y transformaciones de las acometidas de agua, electricidad, gas desagües, etc. que fuesen necesarias para la instalación de los productos cubiertos por la Garantía.
9. Reposición de productos que pierden su funcionalidad con su uso, cartuchos, flexibles, filtros, latiguillos, arandelas de estanqueidad, etc.
10. Productos de exposición y similares.

Ninguna persona o entidad está autorizada a introducir modificación alguna (verbal o escrita) sobre esta garantía.

WARRANTY CLAUSES

This warranty shall prevail, without prejudice to any mandatory legislation that might apply.

Sanycces, S.L. guarantees that all taps and accessories sold from September 1st 2020 are free of factory defects on their supply, and that when they are duly fitted and used in private applications, they meet the declared specifications in the corresponding technical product data sheet.

Coverage:

- 5-year product warranty covering factory defects verified by Sanycces, S.L.

- 3-year warranty for components subjected to wear and tear in the event of factory defects verified by Sanycces, S.L. (cartridges, non-return valves, filters, connecting hoses etc.).

During the warranty's period of validity, defects in the products will be rectified free of charge by repairing the product and/or replacing possible damaged parts and/or replacing the whole product.

- If the product is to be replaced, it shall be exchanged for another of the same model unless it has been discontinued on notification of the defect. In such an event, Sanycces, S.L. shall supply a product of similar or superior characteristics.

- If the product is to be repaired, the manufacturer shall not be obliged to send a member of its technical staff to the customer's home when the product is small and easy enough to be taken by the latter to the manufacturer's official Technical Service. Depending on the technical complexity of the product's repair, the manufacturer reserves the right to demand that it is repaired in its own facilities.

Warranty periods:

The above warranty periods shall come into force as from the date of purchase. This must be accounted for by submitting a copy of the corresponding tax document (the sales receipt or invoice).

Notice of the defect must be provided by the customer within a maximum of two months of its detection.

TERMS & CONDITIONS

This warranty covers products fitted in accordance with the following conditions:

1) The stopcocks under the washbasin

must be fitted with a filter, and this must be periodically cleaned.

2) The product must not be fitted when there is water pressure of over 5 bars. (In such an event, a water pressure reducing valve must be fitted).

3) The temperature of the water supply must never be higher than 70°C.

4) The pipes must be bled prior to fitting the tap.

5) An earth wire must not be attached to the connecting hose or to any other water pipe.

6) If users are away for over 24 hours, the stopcock must be turned off.

7) To fit the tap properly, the product assembly instructions must be carefully followed.

8) To clean and care for the product, the instructions in the user manual must be followed.

WARRANTY EXCLUSIONS

The warranty does not cover:

1. Products whose installation, use or care do not fulfil the conditions shown above.

2. Damage due to acts of force majeure, atmospheric or geological phenomena, chemical agents, the hardness of the water, excess lime, excessive atmospheric humidity etc.

3. Defects, damage or faults caused by the carrier, tap fitter or any other third party.

4. Damage due to the product being stored outside without adequate protection.

5. Damage or malfunctioning due to modifications of any kind or for any reason.

6. The intervention of unauthorized technical staff or staff not attached to the manufacturer's official Technical Service, even if they are only partly involved. The manufacturer does not fit any of the products in its range. Nonetheless, to facilitate this process for customers, it does count on the assistance of a series of fully independent collaborators (only referred to as the Technical Service for practical purposes). If customers decide to hire their services through the manufacturer, the said collaborators shall invoice the customer directly and be liable for the work that they provide. The incurred costs of the said Technical Service shall only be paid by the manufacturer when POST-SALES SERVICES are

provided and the product is still under GUARANTEE, following confirmation and acknowledgement by the manufacturer's technical department of the manufacturing defect, duly notified within the proper period. In such cases, the Technical Service shall be answerable for the services it supplies.

7. Damage caused by any plumbing, building and carpentry work that is required in order to fit the product or device in the customer's home.

8. Any extra work or expenses or alterations to the water, electricity or gas networks and drains etc. that are needed to fit the products covered by the warranty.

9. The replacement of products that no longer work properly due to repeated use, such as cartridges, flexi hoses, filters, connecting hoses, sealing washers etc.

10. Products that were display products or similar.

No person or entity shall be authorized to make any (verbal or written) amendment to this warranty.

CLAUSES DE LA GARANTIE

Cette garantie régit sans préjudice des dispositions légales obligatoires pouvant s'avérer applicables.

Sanycces, S.L. garantit à l'utilisateur que la robinetterie et les accessoires vendus à partir du 1er septembre 2020 ne présentent pas de vices de fabrication au moment de la livraison et qu'ils satisfont aux spécifications déclarées sur la fiche technique de produit dans le cadre d'une installation et d'une utilisation adéquates.

Couverture :

- 5 ans de garantie pour les produits en cas de vices de fabrication confirmés par Sanycces, S.L.

- 3 ans de garantie pour les composants soumis à usure en cas de vices de fabrication confirmés par Sanycces, S.L. (cartouches, valves anti-retour, filtres, flexibles, etc.).

Pendant la durée de la garantie, les vices du produit seront éliminés gratuitement, au moyen de la réparation du produit et/ou du remplacement des parties éventuellement endommagées et/ou du remplacement intégral du produit en lui-même.

- En cas de remplacement, le produit concerné sera remplacé par le même produit à condition que celui-ci soit toujours fabriqué au moment de la communication de la défaillance. Dans le cas contraire, Sanycces, S.L. fournira un produit avec des prestations similaires ou supérieures.

- En cas de réparation, si le produit, compte tenu de sa taille et sa mobilité, est susceptible d'être transporté par l'utilisateur à l'atelier du Service officiel du Fabricant, ce dernier sera dégagé de l'obligation de transférer son Personnel technique au domicile de l'utilisateur. Le fabricant se réserve le droit, selon la complexité technique que peut présenter la réparation d'un produit, de pouvoir le réclamer afin que celui-ci puisse être réparé au sein de ses installations.

Délais :

Les durées de garanties susmentionnées sont comptabilisées à compter de la date d'achat qui devra être justifiée par le document

fiscal correspondant (ticket ou facture d'achat).

Il est impératif que l'utilisateur communique la défaillance dans un délai maximal de deux mois à partir du moment où celle-ci est détectée.

CONDITIONS

La présente garantie couvrira les produits installés dans les conditions suivantes :

1) Les vannes d'arrêt sous le lavabo doivent être équipées d'un filtre qui doit être nettoyé régulièrement.

2) Le produit ne doit pas être installé en présence d'une pression d'eau supérieure à 5 bars (dans ce cas, utilisez un réducteur de pression).

3) La température de l'eau chaude ne doit pas dépasser les 70°C.

4) Purgez les tuyauteries avant d'installer le robinet.

5) Ne pas raccorder le câble de terre d'une installation électrique au flexible ni à une autre conduite d'eau.

6) Fermez les vannes d'arrêt en cas d'absence prolongée de plus de vingt-quatre heures.

7) Pour l'installation, veuillez respecter les indications fournies dans les instructions de montage du produit.

8) Pour le nettoyage et l'entretien du produit, veuillez suivre les instructions fournies dans le manuel d'utilisateur du produit.

EXCLUSIONS DE LA GARANTIE

La Garantie exclut les cas suivants :

1. Produits dont l'installation, l'utilisation et l'entretien ne respectent pas les conditions du point précédent.

2. Les dommages causés par des pannes produites suite à : des cas de force majeure, phénomènes atmosphériques, géologiques, agents chimiques, dureté de l'eau, excès de calcaire, humidité excessive de l'environnement, etc.

3. Défauts, dommages ou défaillances causés par le transporteur, l'installateur ou tout autre tiers.

4. Les dommages causés par un

entreposage exposé aux intempéries.

5. Les dommages ou le mauvais fonctionnement résultant de modifications, quel que soit leur nature ou motif.

6. L'intervention d'un personnel technique non agréé ou n'appartenant pas au Service officiel du fabricant, y compris en cas d'intervention partielle.

Le fabricant n'installe aucun des produits de son catalogue, il dispose toutefois, pour faciliter la recherche de ses clients à cet égard, d'une liste de collaborateurs absolument indépendants (ci-après dénommés, à des fins pratiques uniquement, S.A.T.) qui facturent directement leurs services au client lui-même (si celui-ci décide d'engager les services de l'un d'eux à travers le fabricant), et assument la responsabilité des travaux qu'ils réalisent. Les frais correspondant aux services du S.A.T. seront uniquement assumés par le fabricant, lorsque le S.A.T. interviendra en qualité de SERVICE APRÈS-VENTE, si le produit est en période de GARANTIE, après vérification préalable et reconnaissance, de la part du département technique de cette compagnie, du vice de fabrication, communiqué dans le respect des modalités et des délais, le S.A.T. répondant également de ses services dans ce cas-là

7. Les dommages produits par des travaux de plomberie, maçonnerie, menuiserie, etc. s'étant avérés nécessaires pour procéder à l'installation du produit ou appareil au domicile de l'utilisateur.

8. Les travaux ou frais supplémentaires et transformations des arrivées d'eau, d'électricité, de gaz, des systèmes d'écoulement, etc. s'avérant nécessaires pour l'installation des produits couverts par la Garantie.

9. Le remplacement de produits perdant leur fonctionnalité au fil de leur utilisation, cartouches, flexibles, filtres, rondelles d'étanchéité, etc.

10. Produits d'exposition et similaires.

Aucune personne ni entité n'est autorisée à introduire une quelconque modification (verbale ou écrite) sur cette garantie.

Art direction and graphic design

Sanycces design team

Photography

Vicent Clausell (Clausell studio)
Ángel Segura Fotografía

Print

Imedisa
03/2024

Special thanks to:

MUSEUM Surfaces
Galería NAHARRO MOBILIARIO

sanycces

Pol. Ind. Carabona
C/ Coure P-11 Apdo. 158
12530 Burriana (Castellón) SPAIN
Tel. +34 964 518 202
info@sanycces.es
www.sanycces.es

Sanycces se reserva el derecho a anular o modificar los productos o cualquiera de sus atributos que aparecen en este catálogo. La reproducción de los colores es aproximada.

Sanycces reserves the right to cancel or modify the products or any of their attributes appearing in this catalogue. Colour reproduction is approximate.

Sanycces se réserve le droit d'annuler ou de modifier les produits ou l'un de leurs attributs figurant dans ce catalogue. La reproduction des couleurs est approximative.

sanycces

Pol. Ind. Carabona
C/ Coure P-11 Apdo. 158
12530 Burriana (Castellón) SPAIN
Tel. +34 964 518 202
info@sanycces.es
www.sanycces.es



8 435737 760798